



digital learning
C O M P A S S

Distance Education State Almanac 2017

New Hampshire

Julia E. Seaman, Ph.D.

Research Director, Babson Survey Research Group

Jeff Seaman, Ph.D.

Director, Babson Survey Research Group



This work is licensed under a Creative Commons Attribution-ShareAlike 4.0 International License.
by Babson Survey Research Group, e-Literate, and WCET

State maps images are by TUBS [CC BY-SA 3.0 (<https://creativecommons.org/licenses/by-sa/3.0/>)], via Wikimedia Commons

New Hampshire



	State	% of National
Population	1,334,795	0.4%
18-55 Population	600,658	0.4%
Number of Institutions	28	0.6%

New Hampshire has 28 degree-granting higher education institutions, which represent 0.6% of all such institutions in the United States. These institutions enrolled a total of 123,966 students as of fall 2015 (97,033 of which are studying at the undergraduate level and 26,933 at the graduate level). The fall 2015 figure is an increase of 41,435 students (or 50.2%) from the number enrolled in the fall of 2012.

Among the total student body, 68,362 (49,747 undergraduates and 18,615 graduate students) were taking at least one course at a distance. This is 55.1% of the enrolled student body, which is higher than the national average rate of 29.7%. The number of students taking distance education courses in the state increased by 48,595 (or 245.8%) between fall 2012 and fall 2015. This is higher than the national level of growth of 11.0%.

60,031 students in New Hampshire are taking all of their courses at a distance, made up of 42,843 undergraduates and 17,188 graduates. This represents 48.4% of all students enrolled in the state, a rate that is higher than the national average of 14.3%. A total of 9,693 (or 16.1% of these exclusively online students) live in New Hampshire, the remainder come from outside of the state. This rate is lower than the national in-state average of 55.1%.

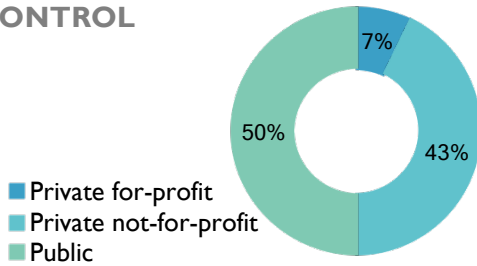
The number of students that take any of their courses on campus, including those who take all of their courses on campus and those who take a mix of on-campus and distance courses, is 63,935, or 51.6% of the total student enrollment in New Hampshire. This number represents a decrease in proportion on campus from the four years prior (82.1% from 67,719 students in 2012). The -30.5% rate is a larger change than the national 1.7% decrease.

Overall and Distance Enrollment - 2015

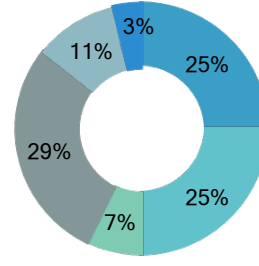
		Total		Undergraduate		Graduate	
		All Students	Any Distance	All Students	Any Distance	All Students	Any Distance
	Total	123,966	68,362	97,033	49,747	26,933	18,615
Control	Private for-profit	1,492	119	1,429	56	63	63
	Private not-for-profit	79,608	59,857	56,876	42,411	22,732	17,446
	Public	42,866	8,386	38,728	7,280	4,138	1,106
Type	2 to 4-year	14,894	3,676	14,894	3,676	0	0
	4-year or more	109,072	64,686	82,139	46,071	26,933	18,615
Institutional Enrollment Size	Under 1,000	4,937	755	3,742	541	1,195	214
	1,000 - 4,999	30,923	8,403	28,053	6,861	2,870	1,542
	5,000 - 9,999	11,470	1,411	8,377	980	3,093	431
	10,000 - 19,999	15,351	1,422	13,030	1,028	2,321	394
	20,000 and above	61,285	56,371	43,831	40,337	17,454	16,034
Carnegie	Associate's College	14,771	3,676	14,771	3,676	0	0
	Baccalaureate College	7,017	1,901	6,627	1,638	390	263
	Doctoral University	21,701	1,422	17,337	1,028	4,364	394
	Master's College	79,649	61,333	57,795	43,405	21,854	17,928
	Specialized	828	30	503	0	325	30
	Unassigned	0	0	0	0	0	0

Distribution of State Institutions

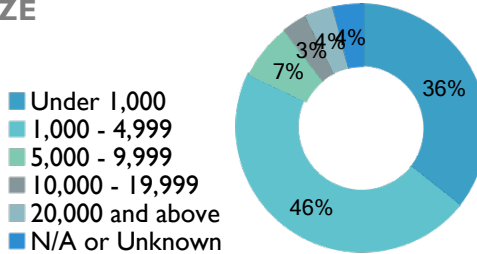
CONTROL



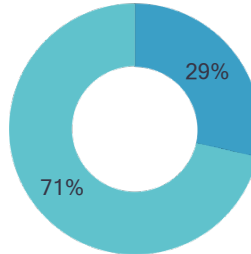
CARNEGIE



SIZE

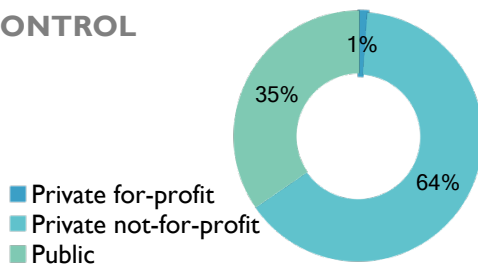


TYPE

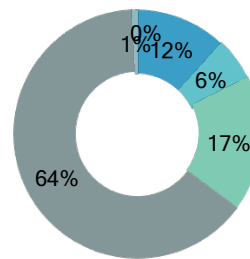


Distribution of Total Student Enrollment

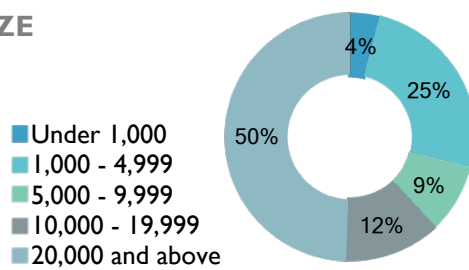
CONTROL



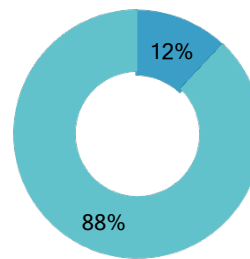
CARNEGIE



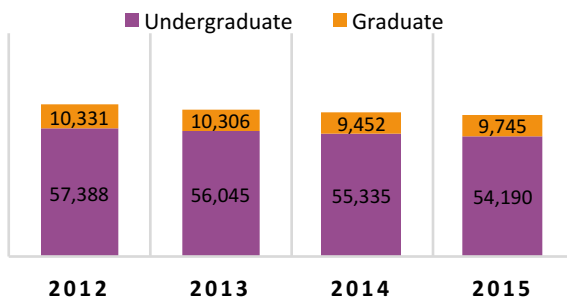
SIZE



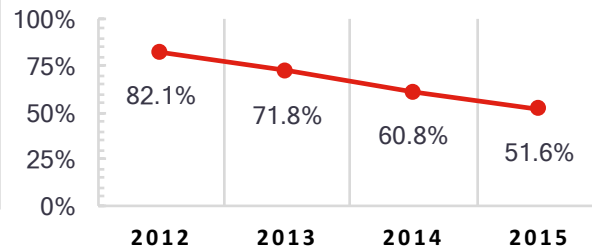
TYPE



On-Campus Students

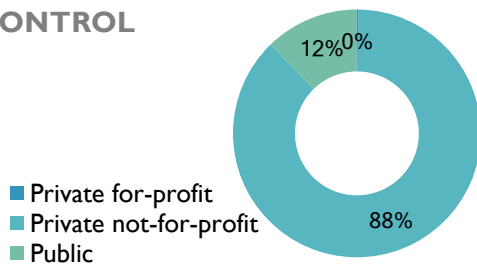


PERCENT ON CAMPUS

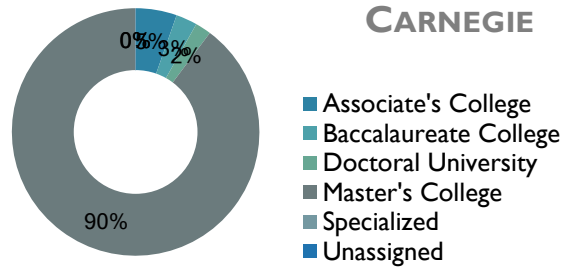


Distribution of Distance Student Enrollment

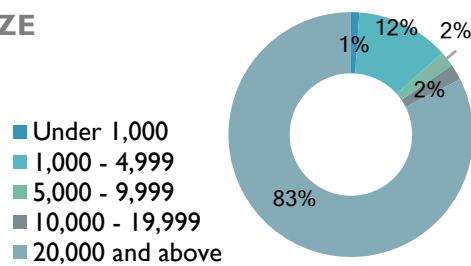
CONTROL



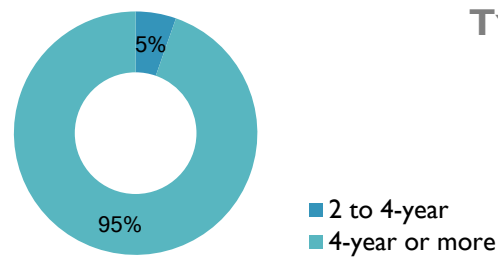
CARNEGIE



SIZE

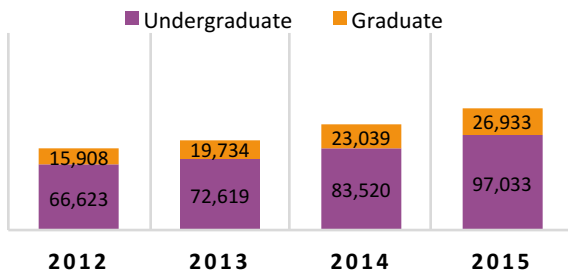


TYPE

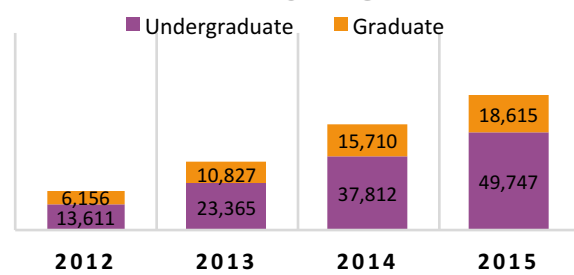


Enrollment Trends

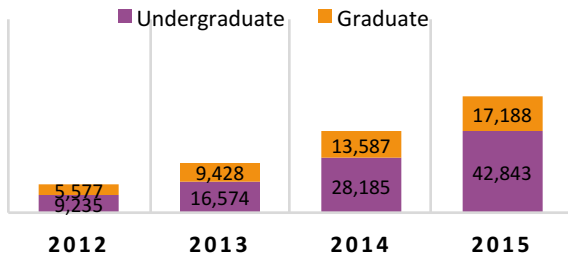
TOTAL STUDENTS



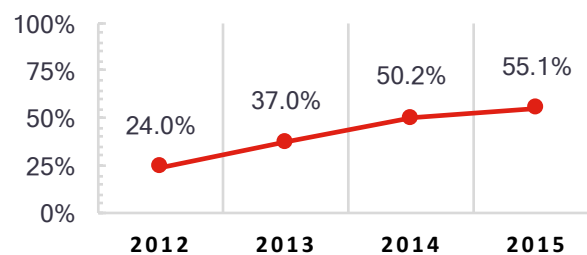
ANY DISTANCE



EXCLUSIVELY DISTANCE

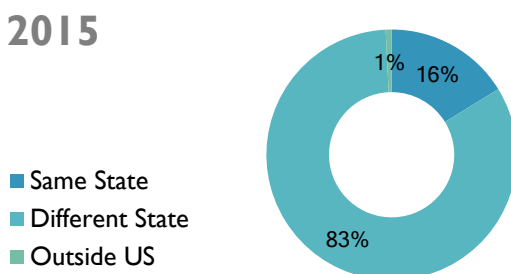


PERCENT DISTANCE

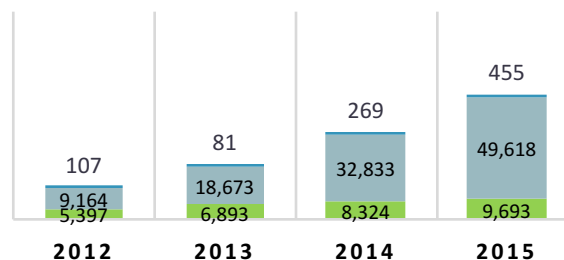


Exclusively Distance Student Locations

2015



2012-2015



Overall Enrollment in New Hampshire

Top 10 Institutions by Total Numbers of Students - 2015

Rank	Institution	Total	Undergrad	Graduate	Control
1	Southern New Hampshire University	61,285	43,831	17,454	Private not-for-profit
2	University of New Hampshire-Main Campus	15,351	13,030	2,321	Public
3	Dartmouth College	6,350	4,307	2,043	Private not-for-profit
4	Plymouth State University	5,120	4,070	1,050	Public
5	Keene State College	4,383	4,259	124	Public
6	NHTI-Concord's Community College	4,349	4,349	0	Public
7	Manchester Community College	2,968	2,968	0	Public
8	Rivier University	2,599	1,396	1,203	Private not-for-profit
9	New England College	2,517	1,893	624	Private not-for-profit
10	Franklin Pierce University	2,273	1,668	605	Private not-for-profit

Top 10 Institutions by Enrollment Growth 2012-2015

Rank	Institution	2012	2015	Change	Control
1	Southern New Hampshire University	17,454	61,285	43,831	Private not-for-profit
2	New England College	2,011	2,517	506	Private not-for-profit
3	Rivier University	2,316	2,599	283	Private not-for-profit
4	Granite State College	2,003	2,179	176	Public
5	White Mountains Community College	825	1,001	176	Public
6	Manchester Community College	2,805	2,968	163	Public
7	Great Bay Community College	2,172	2,273	101	Public
8	University of New Hampshire-Main Campus	15,267	15,351	84	Public
9	Dartmouth College	6,277	6,350	73	Private not-for-profit
10	Franklin Pierce University	2,258	2,273	15	Private not-for-profit

Distance Enrollment in New Hampshire

Top 10 Institutions by Distance Enrollment - 2015

Rank	Institution	Total	Undergrad	Graduate	Control
1	Southern New Hampshire University	56,371	40,337	16,034	Private not-for-profit
2	Granite State College	1,783	1,521	262	Public
3	New England College	1,507	968	539	Private not-for-profit
4	University of New Hampshire-Main Campus	1,422	1,028	394	Public
5	Plymouth State University	1,411	980	431	Public
6	Rivier University	1,246	803	443	Private not-for-profit
7	NHTI-Concord's Community College	984	984	0	Public
8	Manchester Community College	931	931	0	Public
9	Great Bay Community College	579	579	0	Public
10	Franklin Pierce University	560	262	298	Private not-for-profit

Top 10 Institutions by Distance Enrollment Growth 2012-2015

Rank	Institution	2012	2015	Change	Control
1	Southern New Hampshire University	11,286	56,371	45,085	Private not-for-profit
2	University of New Hampshire-Main Campus	310	1,422	1,112	Public
3	Rivier University	275	1,246	971	Private not-for-profit
4	New England College	934	1,507	573	Private not-for-profit
5	Granite State College	1,346	1,783	437	Public
6	NHTI-Concord's Community College	663	984	321	Public
7	Nashua Community College	164	356	192	Public
8	Manchester Community College	780	931	151	Public
9	Franklin Pierce University	436	560	124	Private not-for-profit
10	Plymouth State University	1,319	1,411	92	Public