



digital learning
C O M P A S S

Distance Education State Almanac 2017

Florida

Julia E. Seaman, Ph.D.

Research Director, Babson Survey Research Group

Jeff Seaman, Ph.D.

Director, Babson Survey Research Group



This work is licensed under a Creative Commons Attribution-ShareAlike 4.0 International License.
by Babson Survey Research Group, e-Literate, and WCET

State maps images are by TUBS [CC BY-SA 3.0 (<https://creativecommons.org/licenses/by-sa/3.0/>)], via Wikimedia Commons

Florida



	State	% of National
Population	20,612,439	6.3%
18-55 Population	9,481,722	6.2%
Number of Institutions	240	5.0%

Florida has 240 degree-granting higher education institutions, which represent 5.0% of all such institutions in the United States. These institutions enrolled a total of 1,084,194 students as of fall 2015 (957,304 of which are studying at the undergraduate level and 126,890 at the graduate level). The fall 2015 figure is a decrease of 56,487 students (or -5.0%) from the number enrolled in the fall of 2012.

Among the total student body, 438,714 (386,713 undergraduates and 52,001 graduate students) were taking at least one course at a distance. This is 40.5% of the enrolled student body, which is higher than the national average rate of 29.7%. The number of students taking distance education courses in the state increased by 36,614 (or 9.1%) between fall 2012 and fall 2015. This is lower than the national level of growth of 11.0%.

180,747 students in Florida are taking all of their courses at a distance, made up of 143,231 undergraduates and 37,516 graduates. This represents 16.7% of all students enrolled in the state, a rate that is higher than the national average of 14.3%. A total of 117,468 (or 65.0% of these exclusively online students) live in Florida, the remainder come from outside of the state. This rate is higher than the national in-state average of 55.1%.

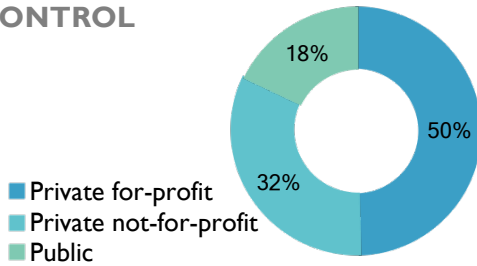
The number of students that take any of their courses on campus, including those who take all of their courses on campus and those who take a mix of on-campus and distance courses, is 903,447, or 83.3% of the total student enrollment in Florida. This number represents a decrease in proportion on campus from the four years prior (83.2% from 948,829 students in 2012). The 0.1% growth in students studying on campus is the opposite of the national trend, which was a decrease of 1.7%.

Overall and Distance Enrollment - 2015

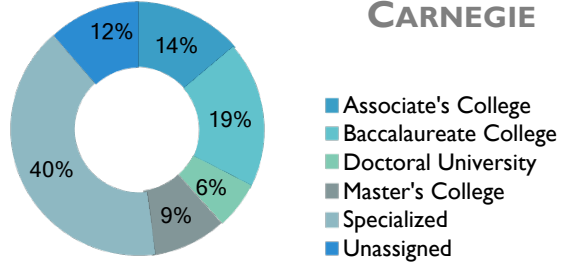
		Total		Undergraduate		Graduate	
		All Students	Any Distance	All Students	Any Distance	All Students	Any Distance
	Total	1,084,194	438,714	957,304	386,713	126,890	52,001
Control	Private for-profit	81,663	41,665	74,479	37,595	7,184	4,070
	Private not-for-profit	207,217	92,590	153,956	68,475	53,261	24,115
	Public	795,314	304,459	728,869	280,643	66,445	23,816
Type	2 to 4-year	77,004	25,677	77,004	25,677	0	0
	4-year or more	1,007,190	413,037	880,300	361,036	126,890	52,001
Institutional Enrollment Size	Under 1,000	46,593	9,148	42,208	7,917	4,385	1,231
	1,000 - 4,999	102,731	39,908	90,156	34,363	12,575	5,545
	5,000 - 9,999	90,460	30,996	79,841	29,686	10,619	1,310
	10,000 - 19,999	260,914	114,333	240,606	102,766	20,308	11,567
	20,000 and above	583,496	244,329	504,493	211,981	79,003	32,348
Carnegie	Associate's College	338,962	94,783	338,962	94,783	0	0
	Baccalaureate College	171,988	75,194	170,808	74,488	1,180	706
	Doctoral University	355,053	157,778	260,085	123,566	94,968	34,212
	Master's College	146,481	76,114	123,947	63,190	22,534	12,924
	Specialized	62,202	32,566	54,144	28,440	8,058	4,126
	Unassigned	9,508	2,279	9,358	2,246	150	33

Distribution of State Institutions

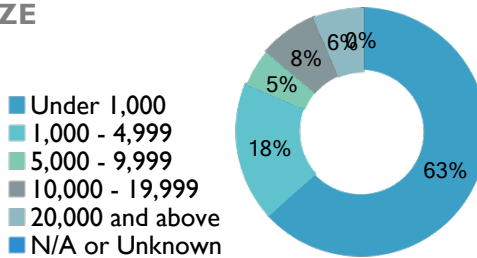
CONTROL



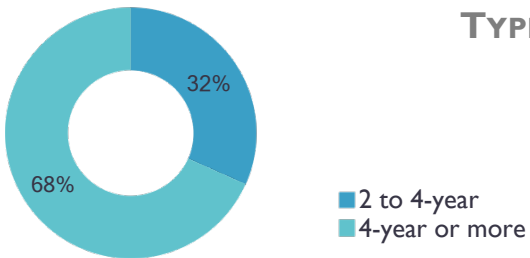
CARNEGIE



SIZE

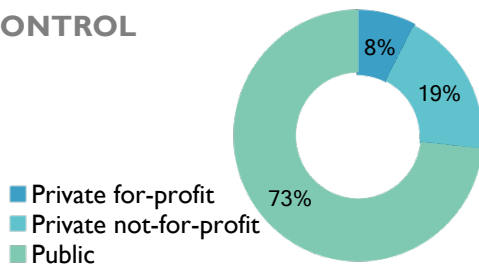


TYPE

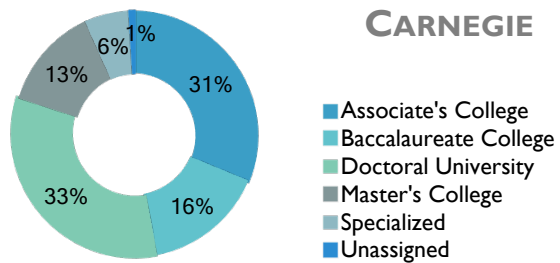


Distribution of Total Student Enrollment

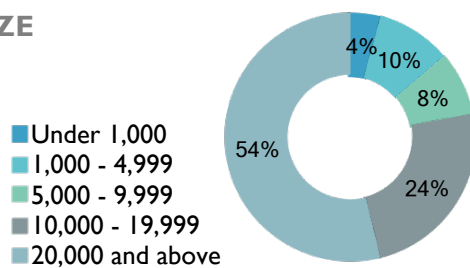
CONTROL



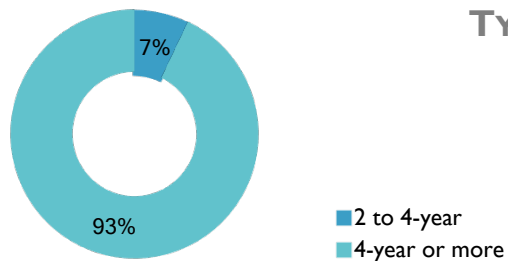
CARNEGIE



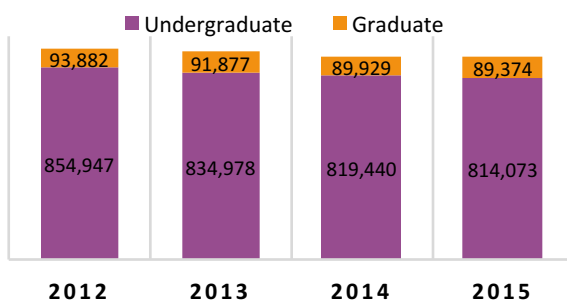
SIZE



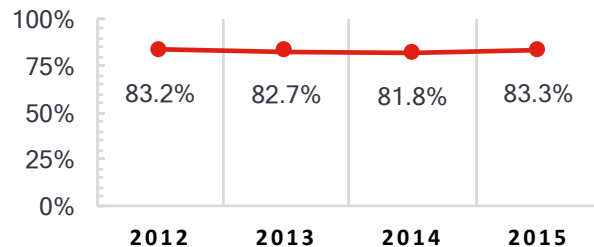
TYPE



On-Campus Students

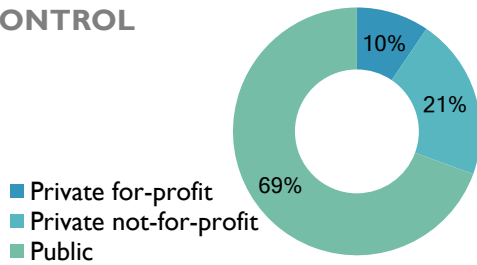


PERCENT ON CAMPUS

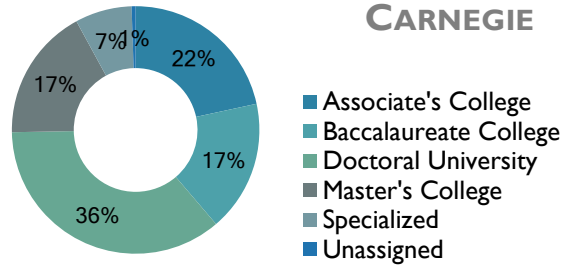


Distribution of Distance Student Enrollment

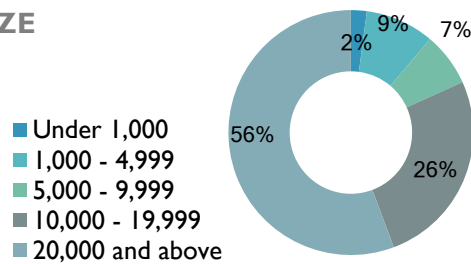
CONTROL



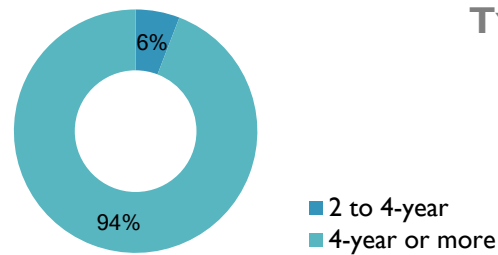
CARNEGIE



SIZE

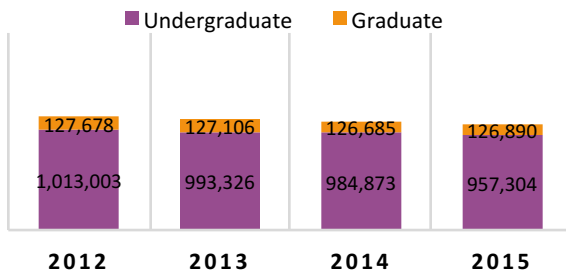


TYPE

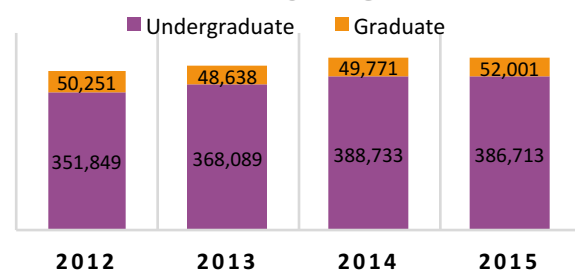


Enrollment Trends

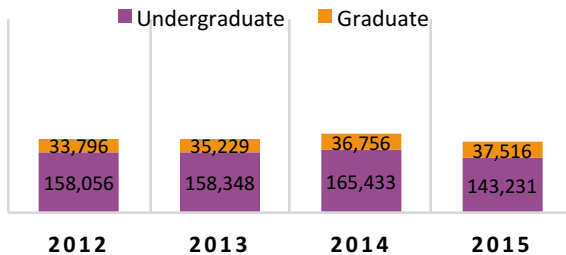
TOTAL STUDENTS



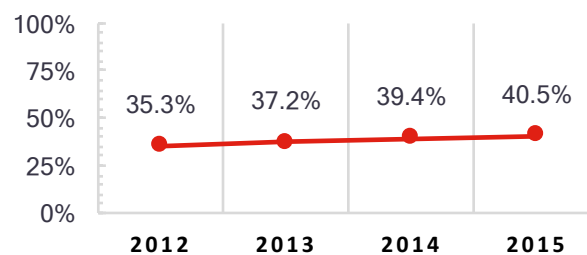
ANY DISTANCE



EXCLUSIVELY DISTANCE

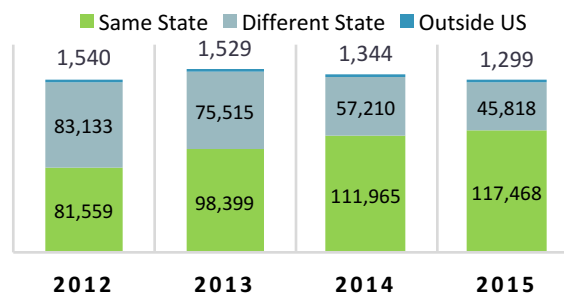
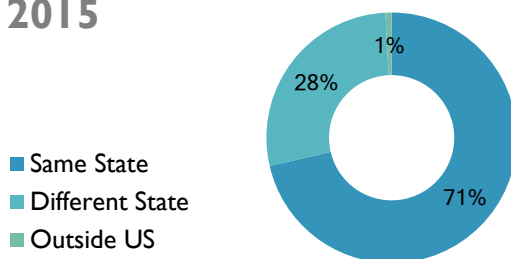


PERCENT DISTANCE



Exclusively Distance Student Locations

2015



Overall Enrollment in Florida

Top 10 Institutions by Total Numbers of Students - 2015

Rank	Institution	Total	Undergrad	Graduate	Control
1	University of Central Florida	62,953	54,662	8,291	Public
2	Miami Dade College	62,332	62,332	0	Public
3	University of Florida	50,645	33,402	17,243	Public
4	Florida International University	49,782	41,032	8,750	Public
5	Valencia College	44,050	44,050	0	Public
6	Broward College	43,078	43,078	0	Public
7	University of South Florida-Main Campus	42,067	31,111	10,956	Public
8	Florida State University	40,830	32,706	8,124	Public
9	St Petersburg College	31,767	31,767	0	Public
10	Florida Atlantic University	30,380	25,471	4,909	Public

Top 10 Institutions by Enrollment Growth 2012-2015

Rank	Institution	2012	2015	Change	Control
1	Florida International University	46,171	49,782	3,611	Public
2	University of Central Florida	59,601	62,953	3,352	Public
3	St Thomas University	2,484	4,918	2,434	Private not-for-profit
4	Southeastern University	2,703	4,538	1,835	Private not-for-profit
5	Rasmussen College-Florida	5,748	7,367	1,619	Private for-profit
6	Florida Gulf Coast University	13,445	14,833	1,388	Public
7	Edward Waters College	925	2,254	1,329	Private not-for-profit
8	Florida Institute of Technology	5,384	6,631	1,247	Private not-for-profit
9	Valencia College	42,915	44,050	1,135	Public
10	The University of Tampa	6,912	7,959	1,047	Private not-for-profit

Distance Enrollment in Florida

Top 10 Institutions by Distance Enrollment - 2015

Rank	Institution	Total	Undergrad	Graduate	Control
1	University of Central Florida	33,034	29,906	3,128	Public
2	University of Florida	28,838	21,723	7,115	Public
3	Florida International University	26,341	23,806	2,535	Public
4	University of South Florida-Main Campus	20,993	17,131	3,862	Public
5	Full Sail University	19,939	17,804	2,135	Private for-profit
6	Valencia College	17,216	17,216	0	Public
7	St Petersburg College	16,501	16,501	0	Public
8	Florida State University	12,858	11,159	1,699	Public
9	Embry-Riddle Aeronautical University-Worldwide	12,857	9,265	3,592	Private not-for-profit
10	Nova Southeastern University	12,147	2,179	9,968	Private not-for-profit

Top 10 Institutions by Distance Enrollment Growth 2012-2015

Rank	Institution	2012	2015	Change	Control
1	University of Central Florida	21,782	33,034	11,252	Public
2	Florida State University	7,154	12,858	5,704	Public
3	University of Florida	23,180	28,838	5,658	Public
4	Florida Atlantic University	5,310	10,433	5,123	Public
5	University of South Florida-Main Campus	16,241	20,993	4,752	Public
6	Saint Leo University	6,702	11,244	4,542	Private not-for-profit
7	Valencia College	13,985	17,216	3,231	Public
8	Stetson University	174	3,304	3,130	Private not-for-profit
9	University of Miami	611	3,381	2,770	Private not-for-profit
10	Southeastern University	743	3,111	2,368	Private not-for-profit