



digital learning
C O M P A S S

Distance Education State Almanac 2017

Mississippi

Julia E. Seaman, Ph.D.

Research Director, Babson Survey Research Group

Jeff Seaman, Ph.D.

Director, Babson Survey Research Group



This work is licensed under a Creative Commons Attribution-ShareAlike 4.0 International License.
by Babson Survey Research Group, e-Literate, and WCET

State maps images are by TUBS [CC BY-SA 3.0 (<https://creativecommons.org/licenses/by-sa/3.0/>)], via Wikimedia Commons

Mississippi



	State	% of National
Population	2,988,726	0.9%
18-55 Population	1,404,701	0.9%
Number of Institutions	43	0.9%

Mississippi has 43 degree-granting higher education institutions, which represent 0.9% of all such institutions in the United States. These institutions enrolled a total of 172,136 students as of fall 2015 (151,504 of which are studying at the undergraduate level and 20,632 at the graduate level). The fall 2015 figure is a decrease of 2,335 students (or -1.3%) from the number enrolled in the fall of 2012.

Among the total student body, 58,211 (50,228 undergraduates and 7,983 graduate students) were taking at least one course at a distance. This is 33.8% of the enrolled student body, which is higher than the national average rate of 29.7%. The number of students taking distance education courses in the state increased by 13,272 (or 29.5%) between fall 2012 and fall 2015. This is higher than the national level of growth of 11.0%.

20,723 students in Mississippi are taking all of their courses at a distance, made up of 14,937 undergraduates and 5,786 graduates. This represents 12.0% of all students enrolled in the state, a rate that is lower than the national average of 14.3%. A total of 17,760 (or 85.7% of these exclusively online students) live in Mississippi, the remainder come from outside of the state. This rate is higher than the national in-state average of 55.1%.

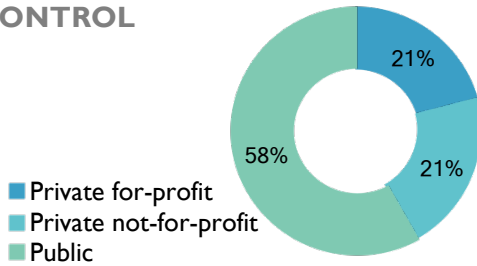
The number of students that take any of their courses on campus, including those who take all of their courses on campus and those who take a mix of on-campus and distance courses, is 151,413, or 88.0% of the total student enrollment in Mississippi. This number represents a decrease in proportion on campus from the four years prior (90.9% from 158,571 students in 2012). The -2.9% rate is a larger change than the national 1.7% decrease.

Overall and Distance Enrollment - 2015

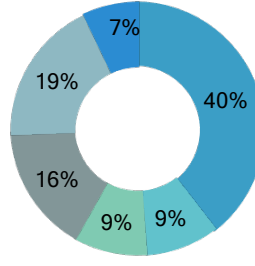
		Total		Undergraduate		Graduate	
		All Students	Any Distance	All Students	Any Distance	All Students	Any Distance
	Total	172,136	58,211	151,504	50,228	20,632	7,983
Control	Private for-profit	1,976	882	1,878	790	98	92
	Private not-for-profit	16,860	4,513	11,215	2,356	5,645	2,157
	Public	153,300	52,816	138,411	47,082	14,889	5,734
Type	2 to 4-year	74,574	28,225	74,574	28,225	0	0
	4-year or more	97,562	29,986	76,930	22,003	20,632	7,983
Institutional Enrollment Size	Under 1,000	5,126	1,164	4,852	996	274	168
	1,000 - 4,999	53,033	21,442	47,624	18,322	5,409	3,120
	5,000 - 9,999	43,406	18,555	39,047	17,211	4,359	1,344
	10,000 - 19,999	26,486	8,750	23,775	7,492	2,711	1,258
	20,000 and above	44,085	8,300	36,206	6,207	7,879	2,093
Carnegie	Associate's College	73,368	27,795	73,368	27,795	0	0
	Baccalaureate College	3,020	197	2,936	172	84	25
	Doctoral University	68,438	19,162	55,521	14,888	12,917	4,274
	Master's College	25,664	10,285	18,223	6,744	7,441	3,541
	Specialized	1,372	772	1,182	629	190	143
	Unassigned	274	0	274	0	0	0

Distribution of State Institutions

CONTROL

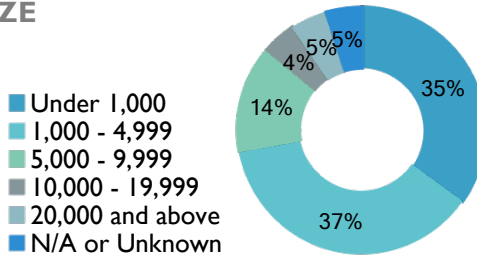


CARNEGIE

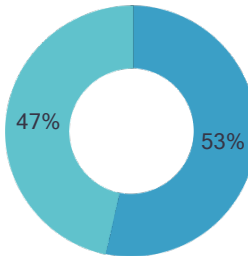


- Associate's College
- Baccalaureate College
- Doctoral University
- Master's College
- Specialized
- Unassigned

SIZE



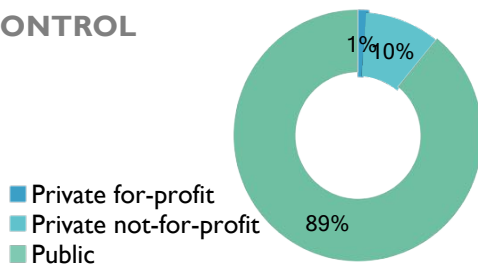
TYPE



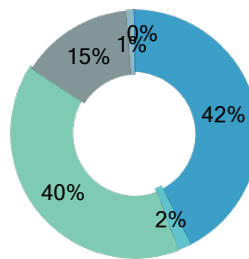
- 2 to 4-year
- 4-year or more

Distribution of Total Student Enrollment

CONTROL

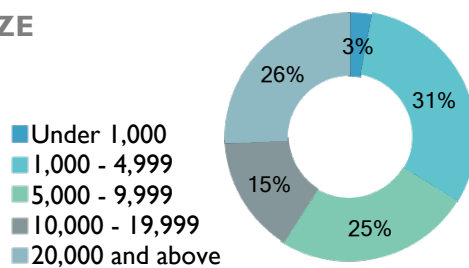


CARNEGIE

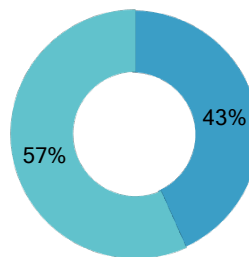


- Associate's College
- Baccalaureate College
- Doctoral University
- Master's College
- Specialized
- Unassigned

SIZE

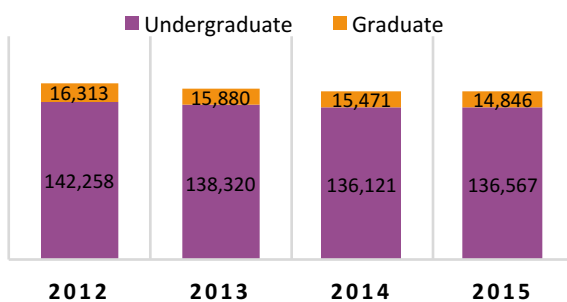


TYPE

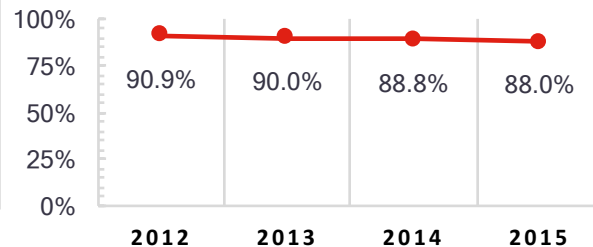


- 2 to 4-year
- 4-year or more

On-Campus Students



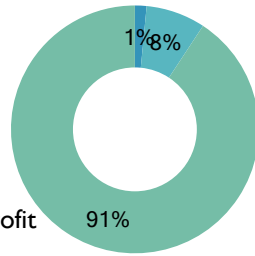
PERCENT ON CAMPUS



Distribution of Distance Student Enrollment

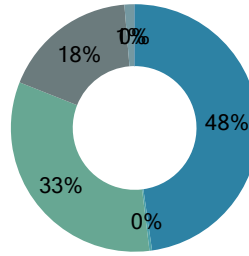
CONTROL

- Private for-profit
- Private not-for-profit
- Public



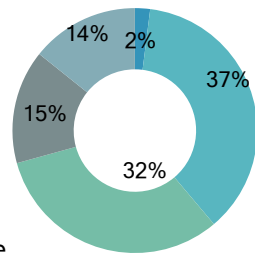
CARNEGIE

- Associate's College
- Baccalaureate College
- Doctoral University
- Master's College
- Specialized
- Unassigned



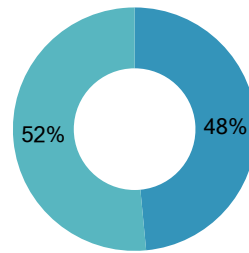
SIZE

- Under 1,000
- 1,000 - 4,999
- 5,000 - 9,999
- 10,000 - 19,999
- 20,000 and above



TYPE

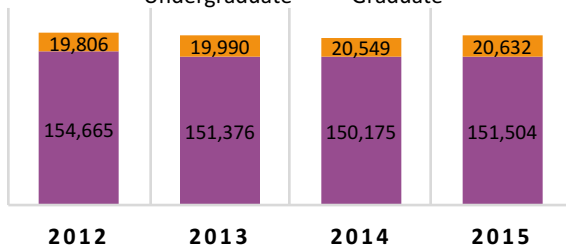
- 2 to 4-year
- 4-year or more



Enrollment Trends

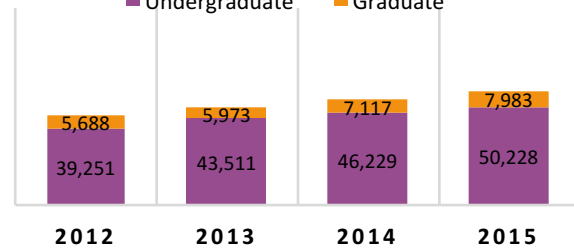
TOTAL STUDENTS

- Undergraduate
- Graduate



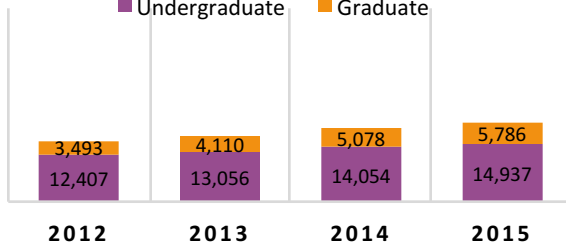
ANY DISTANCE

- Undergraduate
- Graduate

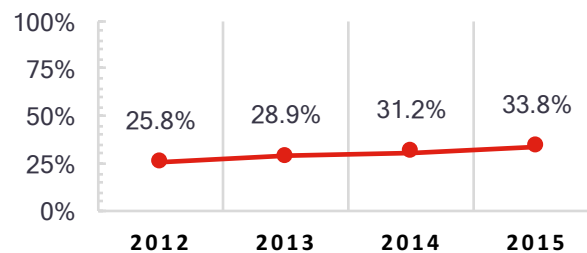


EXCLUSIVELY DISTANCE

- Undergraduate
- Graduate



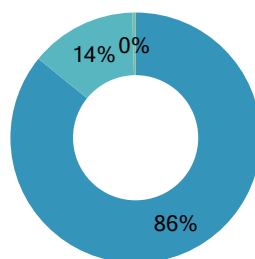
PERCENT DISTANCE



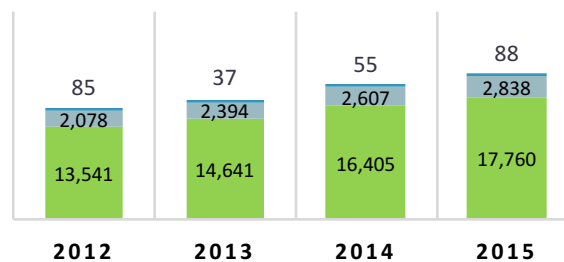
Exclusively Distance Student Locations

2015

- Same State
- Different State
- Outside US



- Same State
- Different State
- Outside US



Overall Enrollment in Mississippi

Top 10 Institutions by Total Numbers of Students - 2015

Rank	Institution	Total	Undergrad	Graduate	Control
1	University of Mississippi	23,212	18,785	4,427	Public
2	Mississippi State University	20,873	17,421	3,452	Public
3	University of Southern Mississippi	14,551	11,840	2,711	Public
4	Hinds Community College	11,935	11,935	0	Public
5	Jackson State University	9,802	7,475	2,327	Public
6	Mississippi Gulf Coast Community College	9,391	9,391	0	Public
7	Northwest Mississippi Community College	7,809	7,809	0	Public
8	Holmes Community College	5,757	5,757	0	Public
9	Itawamba Community College	5,611	5,611	0	Public
10	Mississippi College	5,036	3,004	2,032	Private not-for-profit

Top 10 Institutions by Enrollment Growth 2012-2015

Rank	Institution	2012	2015	Change	Control
1	University of Mississippi	18,794	23,212	4,418	Public
2	Jackson State University	8,819	9,802	983	Public
3	Belhaven University	3,536	4,450	914	Private not-for-profit
4	Mississippi State University	20,365	20,873	508	Public
5	Jones County Junior College	4,259	4,727	468	Public
6	Hinds Community College	11,667	11,935	268	Public
7	William Carey University	4,008	4,224	216	Private not-for-profit
8	Northeast Mississippi Community College	3,407	3,569	162	Public
9	East Central Community College	2,494	2,558	64	Public
10	Mississippi University for Women	2,650	2,673	23	Public

Distance Enrollment in Mississippi

Top 10 Institutions by Distance Enrollment - 2015

Rank	Institution	Total	Undergrad	Graduate	Control
1	University of Southern Mississippi	6,253	4,995	1,258	Public
2	Jackson State University	4,609	3,686	923	Public
3	University of Mississippi	4,505	3,649	856	Public
4	Mississippi Gulf Coast Community College	4,290	4,290	0	Public
5	Mississippi State University	3,795	2,558	1,237	Public
6	Itawamba Community College	3,232	3,232	0	Public
7	Holmes Community College	2,781	2,781	0	Public
8	Hinds Community College	2,497	2,497	0	Public
9	Northwest Mississippi Community College	2,497	2,497	0	Public
10	Northeast Mississippi Community College	2,187	2,187	0	Public

Top 10 Institutions by Distance Enrollment Growth 2012-2015

Rank	Institution	2012	2015	Change	Control
1	University of Mississippi	1,527	4,505	2,978	Public
2	Jackson State University	2,542	4,609	2,067	Public
3	University of Southern Mississippi	4,449	6,253	1,804	Public
4	Delta State University	306	1,886	1,580	Public
5	Northeast Mississippi Community College	1,117	2,187	1,070	Public
6	William Carey University	460	1,514	1,054	Private not-for-profit
7	Belhaven University	579	1,571	992	Private not-for-profit
8	Jones County Junior College	1,251	1,986	735	Public
9	Mississippi Valley State University	131	820	689	Public
10	Holmes Community College	2,224	2,781	557	Public