



digital learning  
C O M P A S S

*Distance Education State Almanac 2017*

# Maine

**Julia E. Seaman, Ph.D.**

*Research Director, Babson Survey Research Group*

**Jeff Seaman, Ph.D.**

*Director, Babson Survey Research Group*



This work is licensed under a Creative Commons Attribution-ShareAlike 4.0 International License.  
by Babson Survey Research Group, e-Literate, and WCET

State maps images are by TUBS [CC BY-SA 3.0 (<https://creativecommons.org/licenses/by-sa/3.0/>)], via Wikimedia Commons

# Maine



	State	% of National
<b>Population</b>	1,331,479	0.4%
<b>18-55 Population</b>	612,480	0.4%
<b>Number of Institutions</b>	32	0.7%

Maine has 32 degree-granting higher education institutions, which represent 0.7% of all such institutions in the United States. These institutions enrolled a total of 71,715 students as of fall 2015 (62,248 of which are studying at the undergraduate level and 9,467 at the graduate level). The fall 2015 figure is a decrease of 1,407 students (or -1.9%) from the number enrolled in the fall of 2012.

Among the total student body, 23,706 (19,227 undergraduates and 4,479 graduate students) were taking at least one course at a distance. This is 33.1% of the enrolled student body, which is higher than the national average rate of 29.7%. The number of students taking distance education courses in the state increased by 3,792 (or 19.0%) between fall 2012 and fall 2015. This is higher than the national level of growth of 11.0%.

11,766 students in Maine are taking all of their courses at a distance, made up of 7,855 undergraduates and 3,911 graduates. This represents 16.4% of all students enrolled in the state, a rate that is higher than the national average of 14.3%. A total of 6,862 (or 58.3% of these exclusively online students) live in Maine, the remainder come from outside of the state. This rate is higher than the national in-state average of 55.1%.

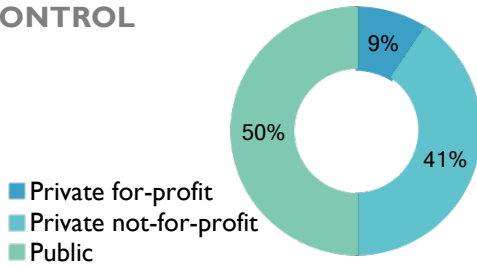
The number of students that take any of their courses on campus, including those who take all of their courses on campus and those who take a mix of on-campus and distance courses, is 59,949, or 83.6% of the total student enrollment in Maine. This number represents a decrease in proportion on campus from the four years prior (86.2% from 62,998 students in 2012). The -2.6% rate is a larger change than the national 1.7% decrease.

## Overall and Distance Enrollment - 2015

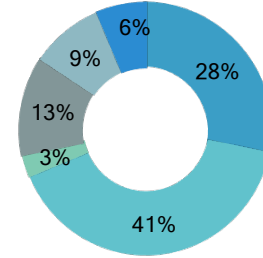
		Total		Undergraduate		Graduate	
		All Students	Any Distance	All Students	Any Distance	All Students	Any Distance
		Total	71,715	23,706	62,248	19,227	9,467
<b>Control</b>	Private for-profit	1,887	1,359	1,767	1,239	120	120
	Private not-for-profit	22,424	6,517	16,573	3,121	5,851	3,396
	Public	47,404	15,830	43,908	14,867	3,496	963
<b>Type</b>	2 to 4-year	17,986	4,448	17,986	4,448	0	0
	4-year or more	53,729	19,258	44,262	14,779	9,467	4,479
<b>Institutional Enrollment Size</b>	Under 1,000	5,904	2,230	5,676	2,023	228	207
	1,000 - 4,999	33,311	10,441	31,304	9,202	2,007	1,239
	5,000 - 9,999	21,578	7,889	15,971	5,300	5,607	2,589
	10,000 - 19,999	10,922	3,146	9,297	2,702	1,625	444
	20,000 and above	0	0	0	0	0	0
<b>Carnegie</b>	Associate's College	18,283	4,939	18,246	4,902	37	37
	Baccalaureate College	18,872	6,397	18,457	6,167	415	230
	Doctoral University	10,922	3,146	9,297	2,702	1,625	444
	Master's College	19,481	7,972	12,857	4,521	6,624	3,451
	Specialized	741	96	707	73	34	23
	Unassigned	3,416	1,156	2,684	862	732	294

## Distribution of State Institutions

### CONTROL

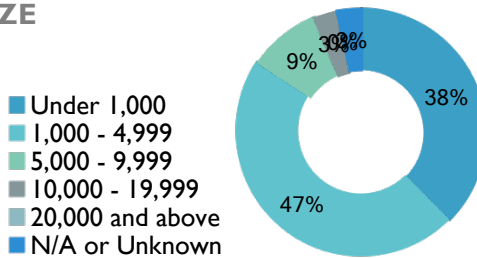


### CARNEGIE

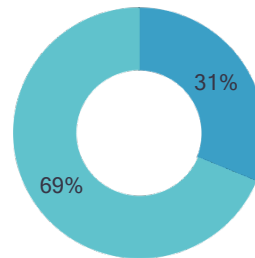


- Associate's College
- Baccalaureate College
- Doctoral University
- Master's College
- Specialized
- Unassigned

### SIZE



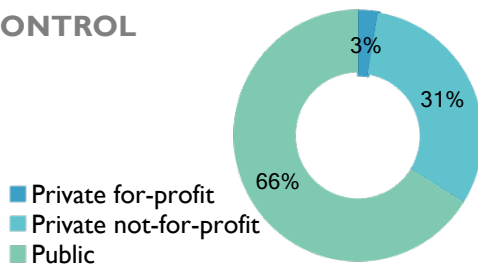
### TYPE



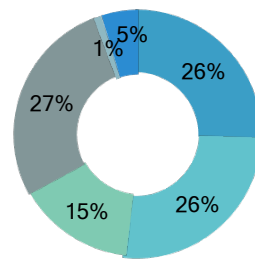
- 2 to 4-year
- 4-year or more

## Distribution of Total Student Enrollment

### CONTROL

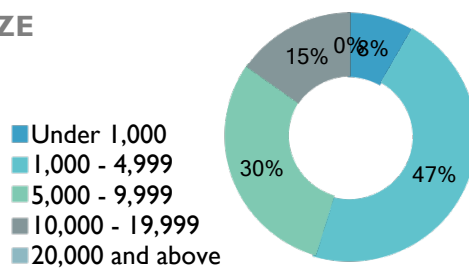


### CARNEGIE

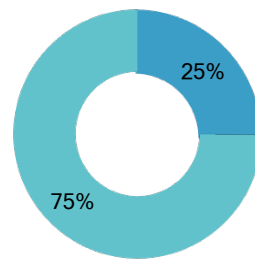


- Associate's College
- Baccalaureate College
- Doctoral University
- Master's College
- Specialized
- Unassigned

### SIZE

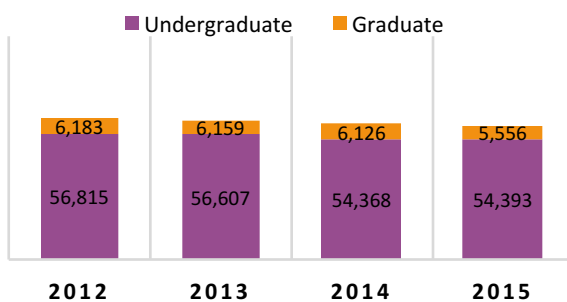


### TYPE

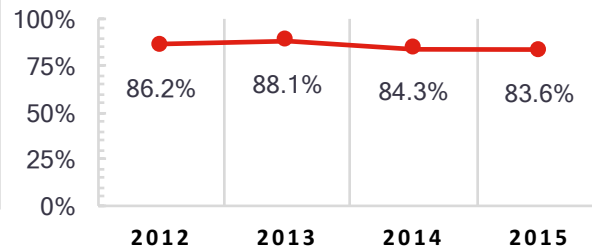


- 2 to 4-year
- 4-year or more

## On-Campus Students

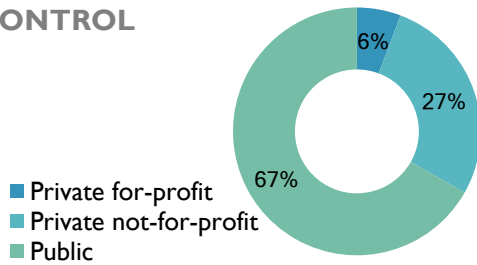


### PERCENT ON CAMPUS

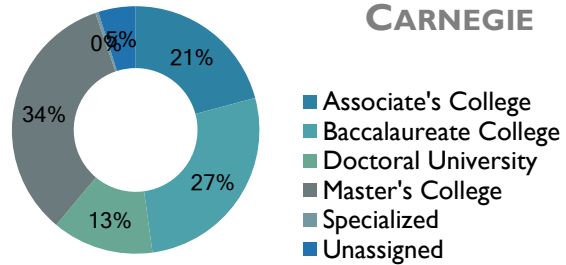


# Distribution of Distance Student Enrollment

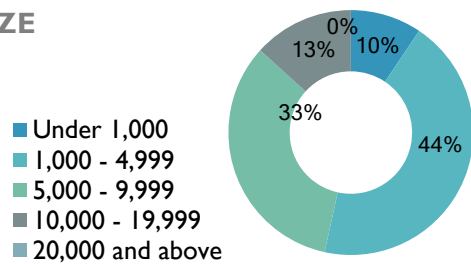
## CONTROL



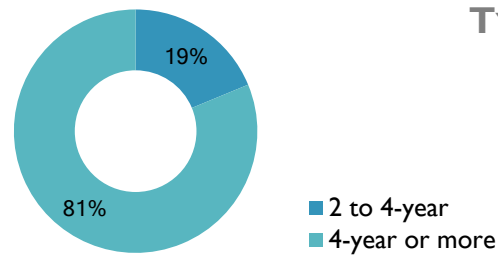
## CARNEGIE



## SIZE

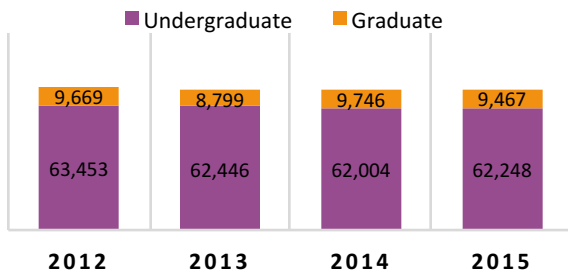


## TYPE

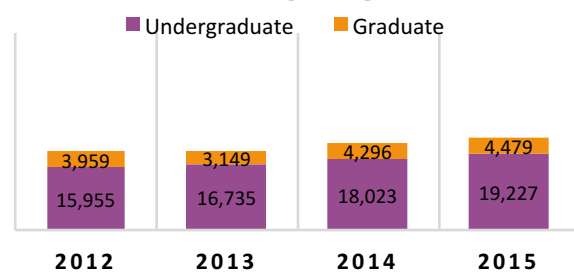


# Enrollment Trends

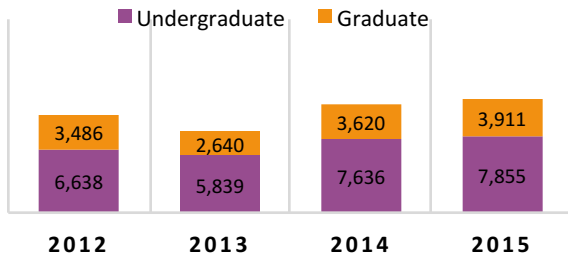
## TOTAL STUDENTS



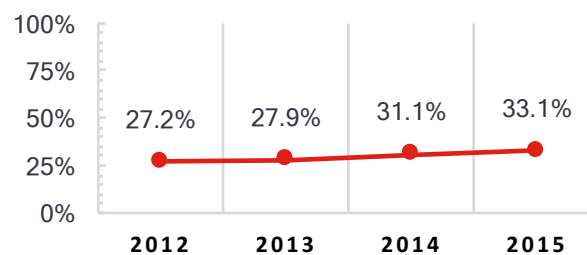
## ANY DISTANCE



## EXCLUSIVELY DISTANCE

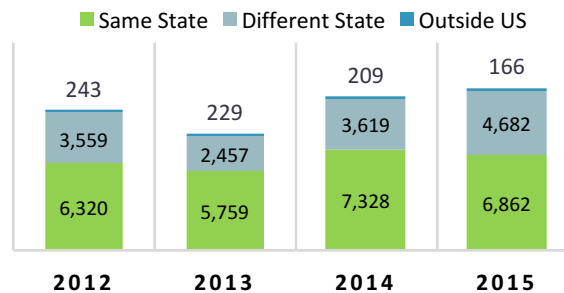
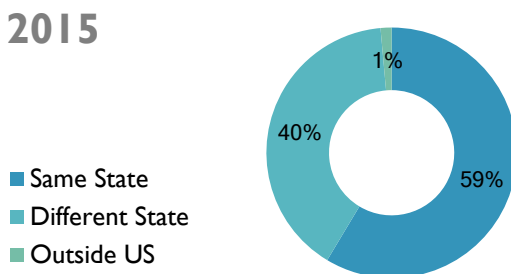


## PERCENT DISTANCE



# Exclusively Distance Student Locations

## 2015



## Overall Enrollment in Maine

### Top 10 Institutions by Total Numbers of Students - 2015

Rank	Institution	Total	Undergrad	Graduate	Control
1	University of Maine	10,922	9,297	1,625	Public
2	University of New England	7,794	3,800	3,994	Private not-for-profit
3	University of Southern Maine	7,739	6,126	1,613	Public
4	Southern Maine Community College	6,045	6,045	0	Public
5	University of Maine at Augusta	4,683	4,683	0	Public
6	Central Maine Community College	2,984	2,984	0	Public
7	Eastern Maine Community College	2,732	2,732	0	Public
8	Saint Joseph's College of Maine	2,581	1,719	862	Private not-for-profit
9	Kennebec Valley Community College	2,450	2,450	0	Public
10	University of Maine at Farmington	2,016	1,795	221	Public

### Top 10 Institutions by Enrollment Growth 2012-2015

Rank	Institution	2012	2015	Change	Control
1	University of New England	5,666	7,794	2,128	Private not-for-profit
2	Kaplan University-Augusta Campus	85	570	485	Private for-profit
3	University of Maine at Fort Kent	1,169	1,559	390	Public
4	Eastern Maine Community College	2,472	2,732	260	Public
5	York County Community College	1,524	1,758	234	Public
6	Unity College	540	665	125	Private not-for-profit
7	Maine College of Art	403	468	65	Private not-for-profit
8	Bates College	1,753	1,792	39	Private not-for-profit
9	Maine Maritime Academy	993	1,028	35	Public
10	Thomas College	1,334	1,367	33	Private not-for-profit

## Distance Enrollment in Maine

### Top 10 Institutions by Distance Enrollment - 2015

Rank	Institution	Total	Undergrad	Graduate	Control
1	University of New England	3,709	1,556	2,153	Private not-for-profit
2	University of Maine at Augusta	3,213	3,213	0	Public
3	University of Maine	3,146	2,702	444	Public
4	University of Southern Maine	2,793	2,357	436	Public
5	Saint Joseph's College of Maine	1,470	608	862	Private not-for-profit
6	Southern Maine Community College	1,387	1,387	0	Public
7	University of Maine at Fort Kent	955	955	0	Public
8	Kennebec Valley Community College	933	933	0	Public
9	Kaplan University-Maine Campus	857	774	83	Private for-profit
10	York County Community College	767	767	0	Public

### Top 10 Institutions by Distance Enrollment Growth 2012-2015

Rank	Institution	2012	2015	Change	Control
1	University of New England	2,033	3,709	1,676	Private not-for-profit
2	University of Maine	2,484	3,146	662	Public
3	Central Maine Community College	81	660	579	Public
4	University of Southern Maine	2,285	2,793	508	Public
5	Kaplan University-Augusta Campus	77	502	425	Private for-profit
6	York County Community College	475	767	292	Public
7	University of Maine at Fort Kent	729	955	226	Public
8	Eastern Maine Community College	367	515	148	Public
9	University of Maine at Augusta	3,089	3,213	124	Public
10	Maine College of Art	0	85	85	Private not-for-profit