



digital learning
C O M P A S S

Distance Education State Almanac 2017

Louisiana

Julia E. Seaman, Ph.D.

Research Director, Babson Survey Research Group

Jeff Seaman, Ph.D.

Director, Babson Survey Research Group



This work is licensed under a Creative Commons Attribution-ShareAlike 4.0 International License.
by Babson Survey Research Group, e-Literate, and WCET

State maps images are by TUBS [CC BY-SA 3.0 (<https://creativecommons.org/licenses/by-sa/3.0/>)], via Wikimedia Commons

Louisiana



	State	% of National
Population	4,681,666	1.4%
18-55 Population	2,200,383	1.4%
Number of Institutions	67	1.4%

Louisiana has 67 degree-granting higher education institutions, which represent 1.4% of all such institutions in the United States. These institutions enrolled a total of 247,531 students as of fall 2015 (215,233 of which are studying at the undergraduate level and 32,298 at the graduate level). The fall 2015 figure is a decrease of 4,400 students (or -1.7%) from the number enrolled in the fall of 2012.

Among the total student body, 69,687 (60,410 undergraduates and 9,277 graduate students) were taking at least one course at a distance. This is 28.2% of the enrolled student body, which is lower than the national average rate of 29.7%. The number of students taking distance education courses in the state increased by 28,269 (or 68.3%) between fall 2012 and fall 2015. This is higher than the national level of growth of 11.0%.

19,042 students in Louisiana are taking all of their courses at a distance, made up of 12,811 undergraduates and 6,231 graduates. This represents 7.7% of all students enrolled in the state, a rate that is lower than the national average of 14.3%. A total of 15,353 (or 80.6% of these exclusively online students) live in Louisiana, the remainder come from outside of the state. This rate is higher than the national in-state average of 55.1%.

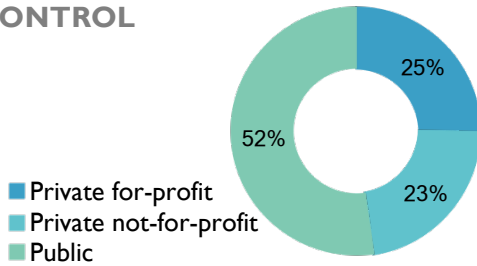
The number of students that take any of their courses on campus, including those who take all of their courses on campus and those who take a mix of on-campus and distance courses, is 228,489, or 92.3% of the total student enrollment in Louisiana. This number represents a decrease in proportion on campus from the four years prior (95.5% from 240,593 students in 2012). The -3.2% rate is a larger change than the national 1.7% decrease.

Overall and Distance Enrollment - 2015

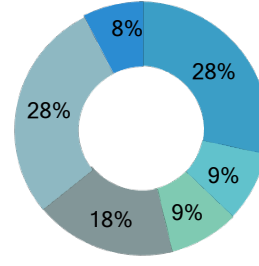
		Total		Undergraduate		Graduate	
		All Students	Any Distance	All Students	Any Distance	All Students	Any Distance
	Total	247,531	69,687	215,233	60,410	32,298	9,277
Control	Private for-profit	6,981	828	6,862	764	119	64
	Private not-for-profit	29,216	3,790	20,113	2,170	9,103	1,620
	Public	211,334	65,069	188,258	57,476	23,076	7,593
Type	2 to 4-year	74,497	18,656	74,497	18,656	0	0
	4-year or more	173,034	51,031	140,736	41,754	32,298	9,277
Institutional Enrollment Size	Under 1,000	11,016	837	9,163	764	1,853	73
	1,000 - 4,999	62,359	18,262	53,131	14,582	9,228	3,680
	5,000 - 9,999	69,556	28,387	62,705	25,161	6,851	3,226
	10,000 - 19,999	73,076	17,169	64,078	15,446	8,998	1,723
	20,000 and above	31,524	5,032	26,156	4,457	5,368	575
Carnegie	Associate's College	67,833	17,845	67,833	17,845	0	0
	Baccalaureate College	7,139	2,057	6,823	1,999	316	58
	Doctoral University	91,115	19,594	74,632	16,491	16,483	3,103
	Master's College	64,899	28,130	54,774	22,678	10,125	5,452
	Specialized	15,164	1,872	9,806	1,208	5,358	664
	Unassigned	1,381	189	1,365	189	16	0

Distribution of State Institutions

CONTROL

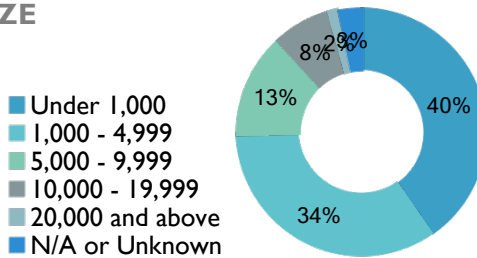


CARNEGIE

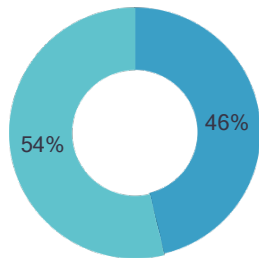


- Associate's College
- Baccalaureate College
- Doctoral University
- Master's College
- Specialized
- Unassigned

SIZE



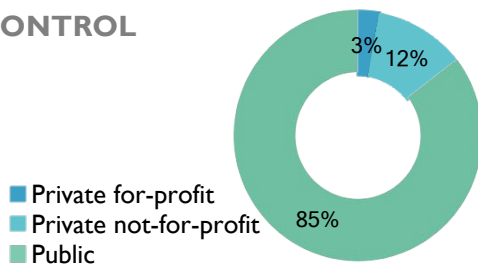
TYPE



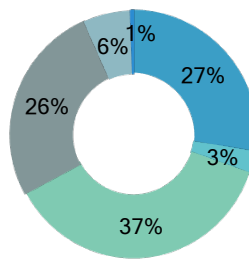
- 2 to 4-year
- 4-year or more

Distribution of Total Student Enrollment

CONTROL

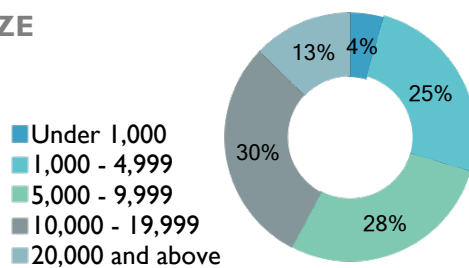


CARNEGIE

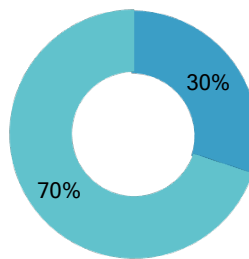


- Associate's College
- Baccalaureate College
- Doctoral University
- Master's College
- Specialized
- Unassigned

SIZE

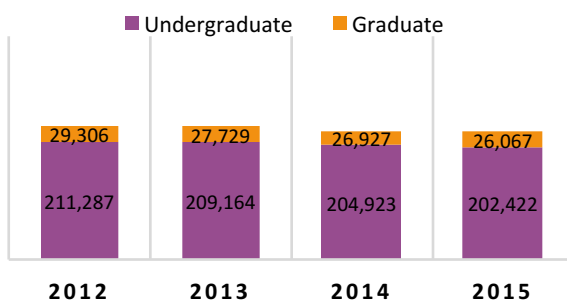


TYPE

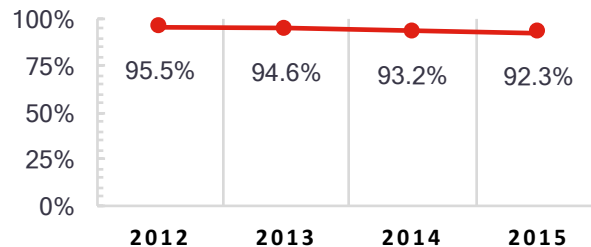


- 2 to 4-year
- 4-year or more

On-Campus Students



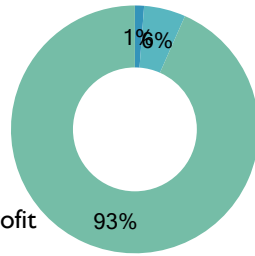
PERCENT ON CAMPUS



Distribution of Distance Student Enrollment

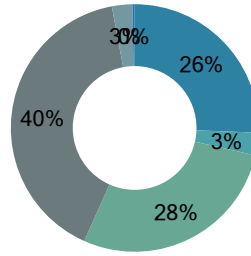
CONTROL

- Private for-profit
- Private not-for-profit
- Public



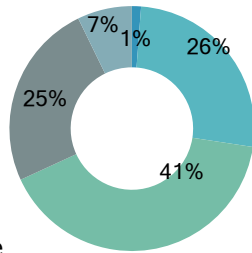
CARNEGIE

- Associate's College
- Baccalaureate College
- Doctoral University
- Master's College
- Specialized
- Unassigned



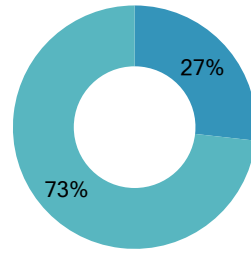
SIZE

- Under 1,000
- 1,000 - 4,999
- 5,000 - 9,999
- 10,000 - 19,999
- 20,000 and above



TYPE

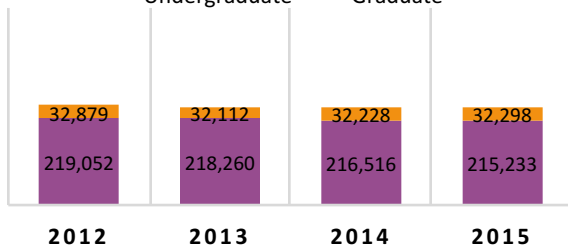
- 2 to 4-year
- 4-year or more



Enrollment Trends

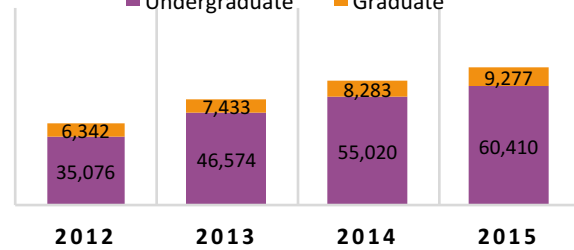
TOTAL STUDENTS

- Undergraduate
- Graduate



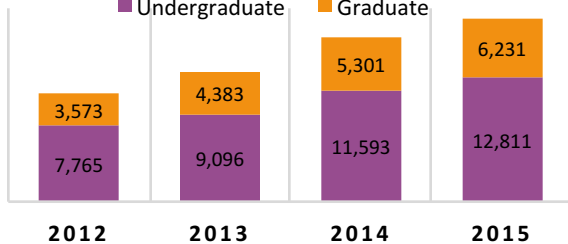
ANY DISTANCE

- Undergraduate
- Graduate

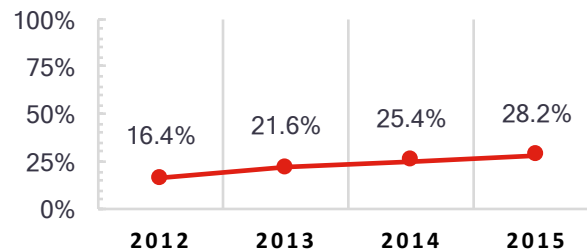


EXCLUSIVELY DISTANCE

- Undergraduate
- Graduate



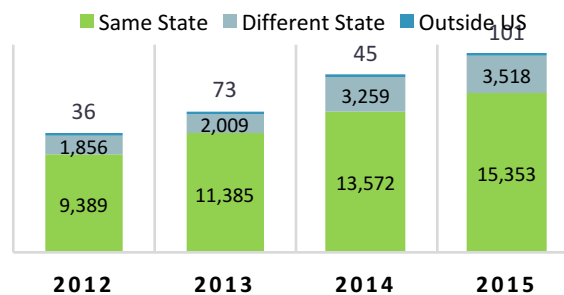
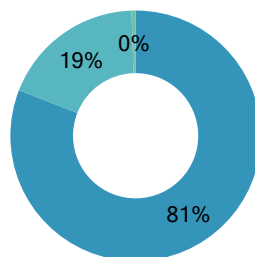
PERCENT DISTANCE



Exclusively Distance Student Locations

2015

- Same State
- Different State
- Outside US



Overall Enrollment in Louisiana

Top 10 Institutions by Total Numbers of Students - 2015

Rank	Institution	Total	Undergrad	Graduate	Control
1	Louisiana State University	31,524	26,156	5,368	Public
2	University of Louisiana at Lafayette	17,508	15,870	1,638	Public
3	Delgado Community College	16,131	16,131	0	Public
4	Southeastern Louisiana University	14,581	13,554	1,027	Public
5	Tulane University of Louisiana	12,485	7,841	4,644	Private not-for-profit
6	Louisiana Tech University	12,371	10,682	1,689	Public
7	Northwestern State University of Louisiana	9,179	8,059	1,120	Public
8	University of Louisiana at Monroe	8,804	7,482	1,322	Public
9	University of New Orleans	8,423	6,601	1,822	Public
10	McNeese State University	8,153	7,386	767	Public

Top 10 Institutions by Enrollment Growth 2012-2015

Rank	Institution	2012	2015	Change	Control
1	South Louisiana Community College	4,015	6,958	2,943	Public
2	Louisiana State University	30,225	31,524	1,299	Public
3	Louisiana Tech University	11,304	12,371	1,067	Public
4	SOWELA Technical Community College	2,767	3,722	955	Public
5	University of Louisiana at Lafayette	16,688	17,508	820	Public
6	Central Louisiana Technical Community College	1,691	2,445	754	Public
7	Louisiana State University-Alexandria	2,407	3,104	697	Public
8	Northshore Technical Community College	3,111	3,655	544	Public
9	Nunez Community College	2,294	2,629	335	Public
10	Northwest Louisiana Technical College	2,633	2,924	291	Public

Distance Enrollment in Louisiana

Top 10 Institutions by Distance Enrollment - 2015

Rank	Institution	Total	Undergrad	Graduate	Control
1	Northwestern State University of Louisiana	6,731	5,674	1,057	Public
2	Louisiana State University	5,032	4,457	575	Public
3	Delgado Community College	4,826	4,826	0	Public
4	Bossier Parish Community College	4,412	4,412	0	Public
5	University of Louisiana at Lafayette	4,384	3,977	407	Public
6	McNeese State University	4,039	3,567	472	Public
7	Southeastern Louisiana University	3,860	3,549	311	Public
8	Louisiana Tech University	3,388	2,655	733	Public
9	Nicholls State University	3,152	2,757	395	Public
10	University of New Orleans	3,142	2,611	531	Public

Top 10 Institutions by Distance Enrollment Growth 2012-2015

Rank	Institution	2012	2015	Change	Control
1	Delgado Community College	330	4,826	4,496	Public
2	Louisiana State University	1,474	5,032	3,558	Public
3	Louisiana Tech University	657	3,388	2,731	Public
4	University of Louisiana at Lafayette	2,061	4,384	2,323	Public
5	Louisiana State University-Shreveport	996	2,788	1,792	Public
6	Bossier Parish Community College	2,718	4,412	1,694	Public
7	McNeese State University	2,748	4,039	1,291	Public
8	Grambling State University	1,391	2,473	1,082	Public
9	South Louisiana Community College	251	1,284	1,033	Public
10	Nicholls State University	2,197	3,152	955	Public