



digital learning  
C O M P A S S

*Distance Education State Almanac 2017*

# Kentucky

**Julia E. Seaman, Ph.D.**

*Research Director, Babson Survey Research Group*

**Jeff Seaman, Ph.D.**

*Director, Babson Survey Research Group*



This work is licensed under a Creative Commons Attribution-ShareAlike 4.0 International License.  
by Babson Survey Research Group, e-Literate, and WCET

State maps images are by TUBS [CC BY-SA 3.0 (<https://creativecommons.org/licenses/by-sa/3.0/>)], via Wikimedia Commons

# Kentucky



	State	% of National
<b>Population</b>	4,436,974	1.4%
<b>18-55 Population</b>	2,085,378	1.4%
<b>Number of Institutions</b>	77	1.6%

Kentucky has 77 degree-granting higher education institutions, which represent 1.6% of all such institutions in the United States. These institutions enrolled a total of 259,645 students as of fall 2015 (221,097 of which are studying at the undergraduate level and 38,548 at the graduate level). The fall 2015 figure is a decrease of 21,192 students (or -7.5%) from the number enrolled in the fall of 2012.

Among the total student body, 96,817 (78,824 undergraduates and 17,993 graduate students) were taking at least one course at a distance. This is 37.3% of the enrolled student body, which is higher than the national average rate of 29.7%. The number of students taking distance education courses in the state increased by 10,184 (or 11.8%) between fall 2012 and fall 2015. This is higher than the national level of growth of 11.0%.

41,114 students in Kentucky are taking all of their courses at a distance, made up of 27,551 undergraduates and 13,563 graduates. This represents 15.8% of all students enrolled in the state, a rate that is higher than the national average of 14.3%. A total of 32,251 (or 78.4% of these exclusively online students) live in Kentucky, the remainder come from outside of the state. This rate is higher than the national in-state average of 55.1%.

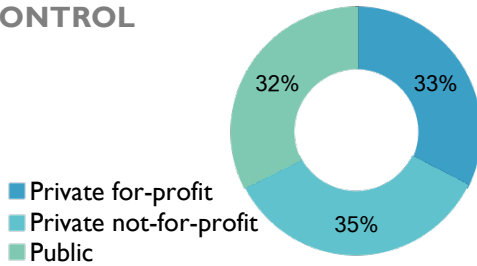
The number of students that take any of their courses on campus, including those who take all of their courses on campus and those who take a mix of on-campus and distance courses, is 218,531, or 84.2% of the total student enrollment in Kentucky. This number represents a decrease in proportion on campus from the four years prior (86.8% from 243,689 students in 2012). The -2.6% rate is a larger change than the national 1.7% decrease.

## Overall and Distance Enrollment - 2015

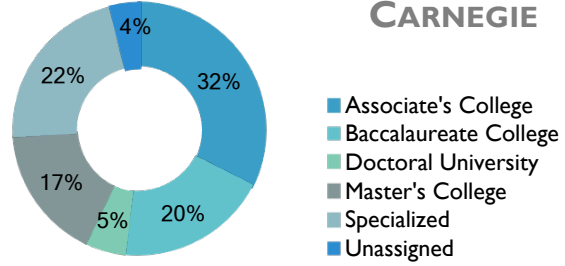
		Total		Undergraduate		Graduate	
		All Students	Any Distance	All Students	Any Distance	All Students	Any Distance
	<b>Total</b>	259,645	96,817	221,097	78,824	38,548	17,993
<b>Control</b>	Private for-profit	10,583	4,154	9,402	3,370	1,181	784
	Private not-for-profit	43,154	15,588	28,748	7,357	14,406	8,231
	Public	205,908	77,075	182,947	68,097	22,961	8,978
<b>Type</b>	2 to 4-year	80,941	35,888	80,941	35,888	0	0
	4-year or more	178,704	60,929	140,156	42,936	38,548	17,993
<b>Institutional Enrollment Size</b>	Under 1,000	8,991	2,260	8,670	2,135	321	125
	1,000 - 4,999	78,688	30,323	66,645	24,741	12,043	5,582
	5,000 - 9,999	24,943	14,331	21,567	10,980	3,376	3,351
	10,000 - 19,999	75,939	31,751	68,432	27,039	7,507	4,712
	20,000 and above	71,084	18,152	55,783	13,929	15,301	4,223
<b>Carnegie</b>	Associate's College	82,698	36,452	82,698	36,452	0	0
	Baccalaureate College	13,747	2,952	12,500	2,476	1,247	476
	Doctoral University	59,499	15,757	42,560	9,531	16,939	6,226
	Master's College	92,865	37,279	78,596	29,300	14,269	7,979
	Specialized	10,728	4,377	4,635	1,065	6,093	3,312
	Unassigned	108	0	108	0	0	0

## Distribution of State Institutions

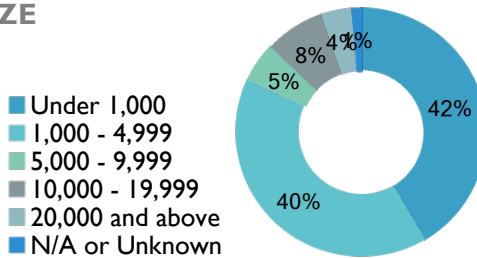
### CONTROL



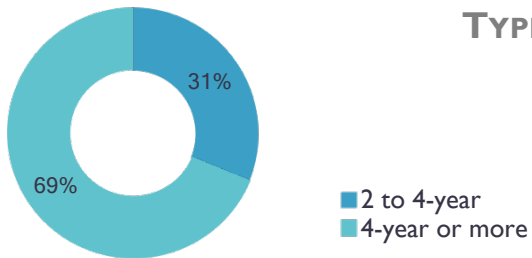
### CARNEGIE



### SIZE

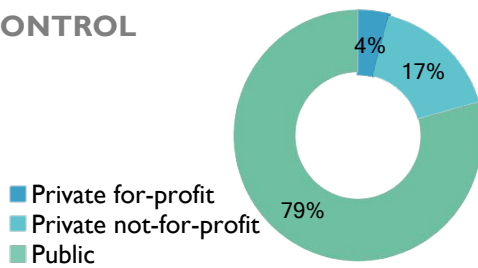


### TYPE

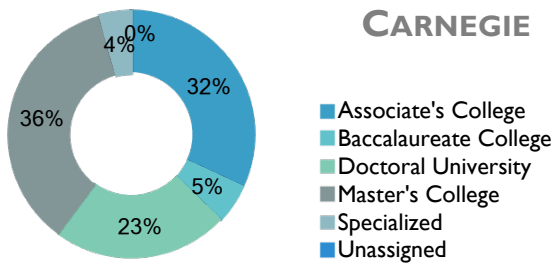


## Distribution of Total Student Enrollment

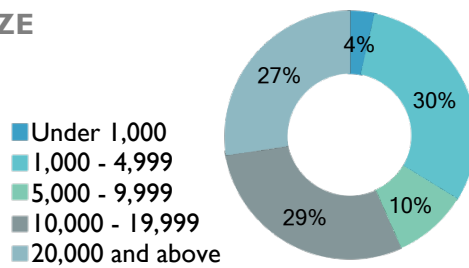
### CONTROL



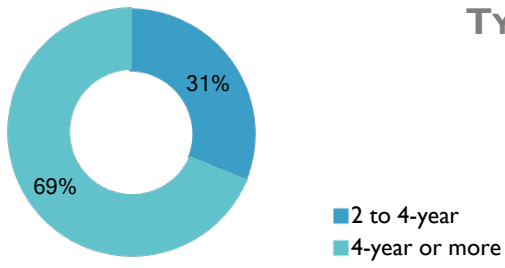
### CARNEGIE



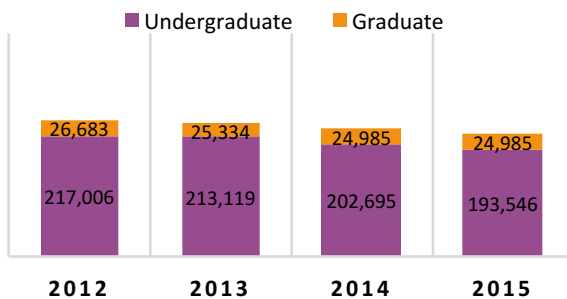
### SIZE



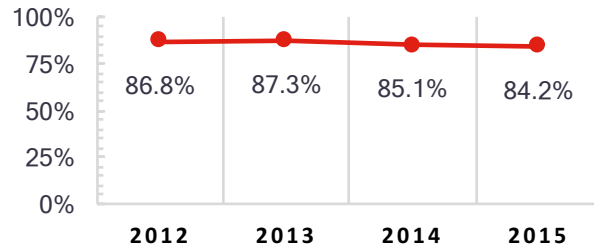
### TYPE



## On-Campus Students

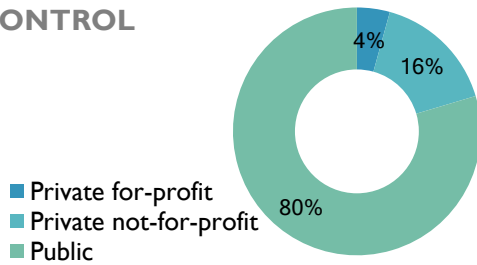


### PERCENT ON CAMPUS

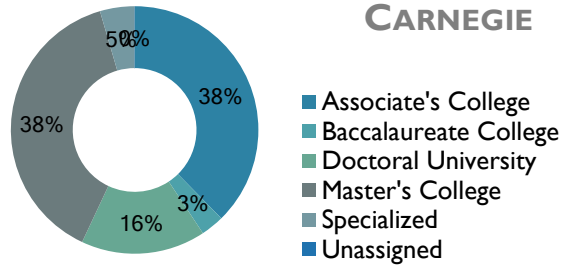


# Distribution of Distance Student Enrollment

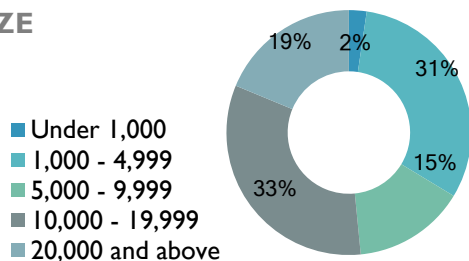
## CONTROL



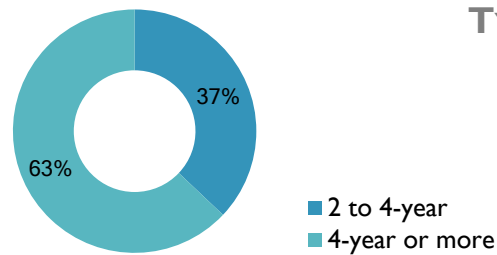
## CARNEGIE



## SIZE

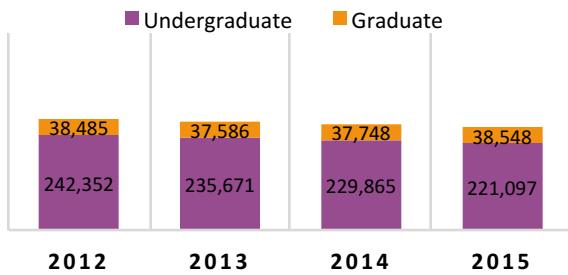


## TYPE

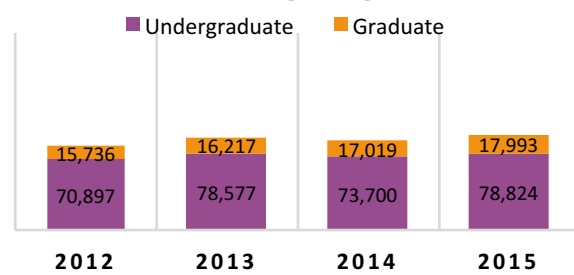


# Enrollment Trends

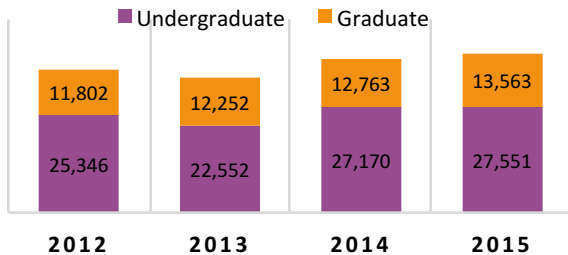
## TOTAL STUDENTS



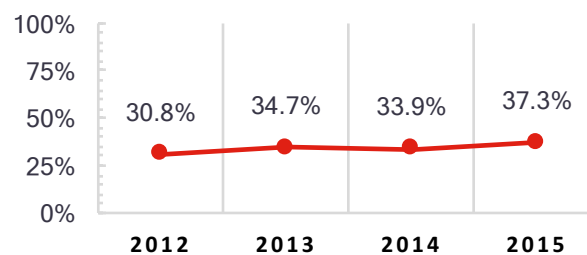
## ANY DISTANCE



## EXCLUSIVELY DISTANCE

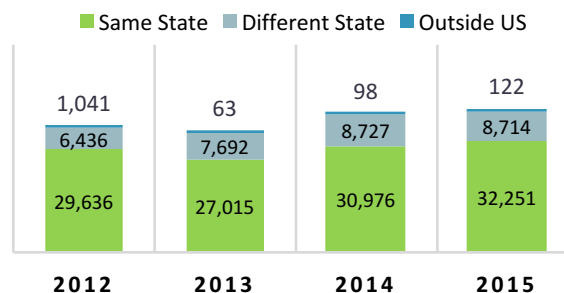
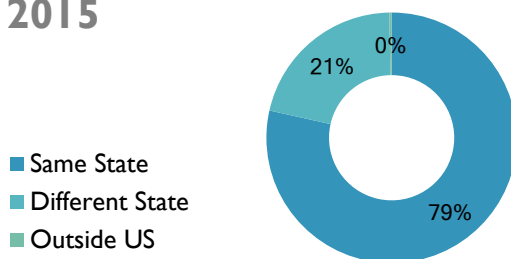


## PERCENT DISTANCE



# Exclusively Distance Student Locations

## 2015



## Overall Enrollment in Kentucky

### Top 10 Institutions by Total Numbers of Students - 2015

Rank	Institution	Total	Undergrad	Graduate	Control
1	University of Kentucky	29,727	22,705	7,022	Public
2	University of Louisville	21,294	15,768	5,526	Public
3	Western Kentucky University	20,063	17,310	2,753	Public
4	Eastern Kentucky University	16,844	14,327	2,517	Public
5	Northern Kentucky University	14,699	12,531	2,168	Public
6	Jefferson Community and Technical College	12,138	12,138	0	Public
7	Murray State University	10,998	9,268	1,730	Public
8	Morehead State University	10,872	9,780	1,092	Public
9	Bluegrass Community and Technical College	10,388	10,388	0	Public
10	Somerset Community College	6,386	6,386	0	Public

### Top 10 Institutions by Enrollment Growth 2012-2015

Rank	Institution	2012	2015	Change	Control
1	University of the Cumberlands	4,297	6,276	1,979	Private not-for-profit
2	University of Kentucky	28,034	29,727	1,693	Public
3	Eastern Kentucky University	15,968	16,844	876	Public
4	The Southern Baptist Theological Seminary	3,088	3,671	583	Private not-for-profit
5	University of Pikeville	2,032	2,531	499	Private not-for-profit
6	Bellarmine University	3,602	3,846	244	Private not-for-profit
7	Galen College of Nursing-Louisville	829	1,045	216	Private for-profit
8	Frontier Nursing University	1,398	1,605	207	Private not-for-profit
9	Brescia University	872	1,060	188	Private not-for-profit
10	Murray State University	10,832	10,998	166	Public

## Distance Enrollment in Kentucky

### Top 10 Institutions by Distance Enrollment - 2015

Rank	Institution	Total	Undergrad	Graduate	Control
1	Eastern Kentucky University	8,368	6,452	1,916	Public
2	Western Kentucky University	7,687	6,095	1,592	Public
3	University of Kentucky	6,543	4,813	1,730	Public
4	Northern Kentucky University	5,547	4,659	888	Public
5	Morehead State University	4,939	3,998	941	Public
6	Bluegrass Community and Technical College	4,899	4,899	0	Public
7	University of the Cumberlands	4,752	1,401	3,351	Private not-for-profit
8	Jefferson Community and Technical College	4,560	4,560	0	Public
9	University of Louisville	3,922	3,021	901	Public
10	Somerset Community College	3,898	3,898	0	Public

### Top 10 Institutions by Distance Enrollment Growth 2012-2015

Rank	Institution	2012	2015	Change	Control
1	University of Kentucky	3,766	6,543	2,777	Public
2	Eastern Kentucky University	6,098	8,368	2,270	Public
3	University of the Cumberlands	2,750	4,752	2,002	Private not-for-profit
4	Campbellsville University	397	2,123	1,726	Private not-for-profit
5	University of Louisville	2,828	3,922	1,094	Public
6	Murray State University	2,757	3,438	681	Public
7	Northern Kentucky University	4,925	5,547	622	Public
8	The Southern Baptist Theological Seminary	538	1,103	565	Private not-for-profit
9	Asbury University	322	720	398	Private not-for-profit
10	Beckfield College-Florence	120	454	334	Private for-profit