



digital learning  
C O M P A S S

*Distance Education State Almanac 2017*

# Alabama

**Julia E. Seaman, Ph.D.**

*Research Director, Babson Survey Research Group*

**Jeff Seaman, Ph.D.**

*Director, Babson Survey Research Group*



This work is licensed under a Creative Commons Attribution-ShareAlike 4.0 International License.  
by Babson Survey Research Group, e-Literate, and WCET

State maps images are by TUBS [CC BY-SA 3.0 (<https://creativecommons.org/licenses/by-sa/3.0/>)], via Wikimedia Commons

# Alabama



	State	% of National
<b>Population</b>	4,863,300	1.5%
<b>18-55 Population</b>	2,237,118	1.5%
<b>Number of Institutions</b>	78	1.6%

Alabama has 78 degree-granting higher education institutions, which represent 1.6% of all such institutions in the United States. These institutions enrolled a total of 302,959 students as of fall 2015 (257,650 of which are studying at the undergraduate level and 45,309 at the graduate level). The fall 2015 figure is a decrease of 7,230 students (or -2.3%) from the number enrolled in the fall of 2012.

Among the total student body, 111,146 (84,797 undergraduates and 26,349 graduate students) were taking at least one course at a distance. This is 36.7% of the enrolled student body, which is higher than the national average rate of 29.7%. The number of students taking distance education courses in the state increased by 3,245 (or 3.0%) between fall 2012 and fall 2015. This is lower than the national level of growth of 11.0%.

58,262 students in Alabama are taking all of their courses at a distance, made up of 37,749 undergraduates and 20,513 graduates. This represents 19.2% of all students enrolled in the state, a rate that is higher than the national average of 14.3%. A total of 25,621 (or 44.0% of these exclusively online students) live in Alabama, the remainder come from outside of the state. This rate is lower than the national in-state average of 55.1%.

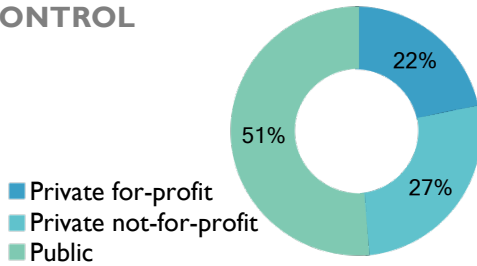
The number of students that take any of their courses on campus, including those who take all of their courses on campus and those who take a mix of on-campus and distance courses, is 244,697, or 80.8% of the total student enrollment in Alabama. This number represents a decrease in proportion on campus from the four years prior (83.9% from 260,181 students in 2012). The -3.1% rate is a larger change than the national 1.7% decrease.

## Overall and Distance Enrollment - 2015

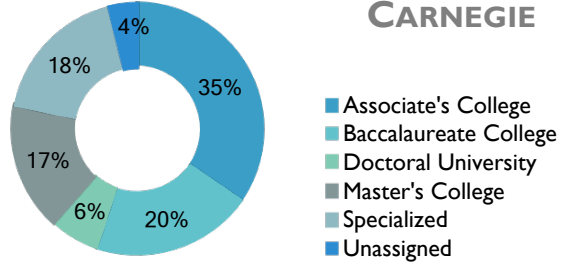
		Total		Undergraduate		Graduate	
		All Students	Any Distance	All Students	Any Distance	All Students	Any Distance
	<b>Total</b>	302,959	111,146	257,650	84,797	45,309	26,349
<b>Control</b>	Private for-profit	29,541	23,342	23,308	17,212	6,233	6,130
	Private not-for-profit	25,967	4,953	21,374	3,083	4,593	1,870
	Public	247,451	82,851	212,968	64,502	34,483	18,349
<b>Type</b>	2 to 4-year	84,209	27,467	84,209	27,467	0	0
	4-year or more	218,750	83,679	173,441	57,330	45,309	26,349
<b>Institutional Enrollment Size</b>	Under 1,000	13,928	3,203	12,377	2,277	1,551	926
	1,000 - 4,999	82,797	25,660	77,985	22,753	4,812	2,907
	5,000 - 9,999	68,717	19,718	61,167	16,699	7,550	3,019
	10,000 - 19,999	52,309	27,644	37,225	16,972	15,084	10,672
	20,000 and above	85,208	34,921	68,896	26,096	16,312	8,825
<b>Carnegie</b>	Associate's College	82,650	27,395	82,650	27,395	0	0
	Baccalaureate College	18,796	5,461	18,308	5,282	488	179
	Doctoral University	106,795	33,866	82,792	21,481	24,003	12,385
	Master's College	89,064	43,119	69,348	29,883	19,716	13,236
	Specialized	4,928	1,276	4,286	727	642	549
	Unassigned	726	29	266	29	460	0

## Distribution of State Institutions

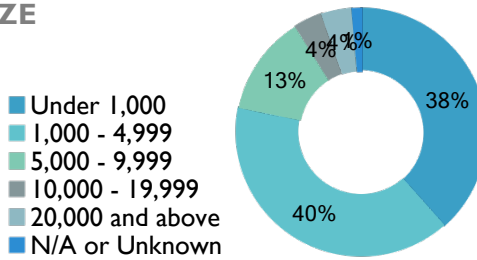
### CONTROL



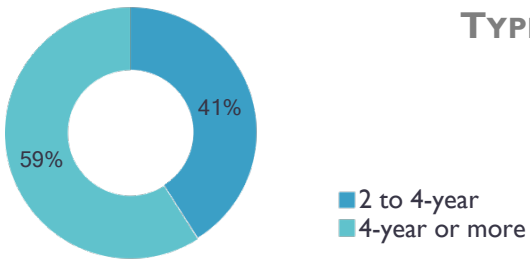
### CARNEGIE



### SIZE

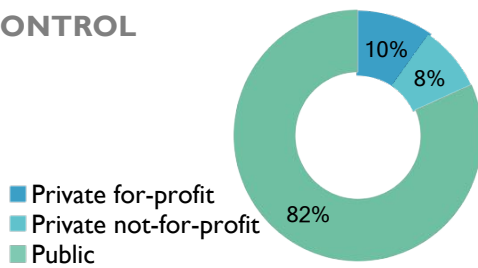


### TYPE

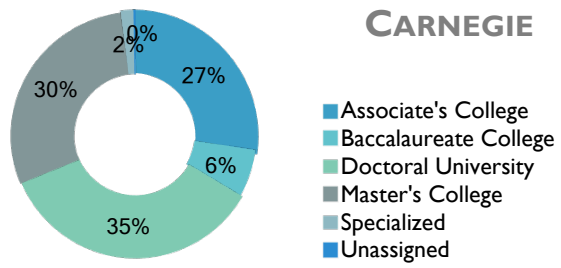


## Distribution of Total Student Enrollment

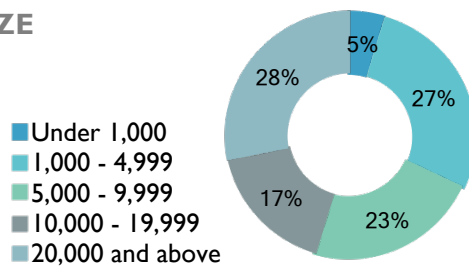
### CONTROL



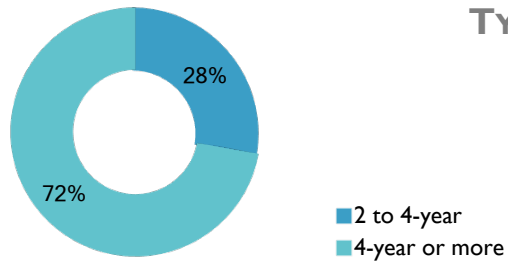
### CARNEGIE



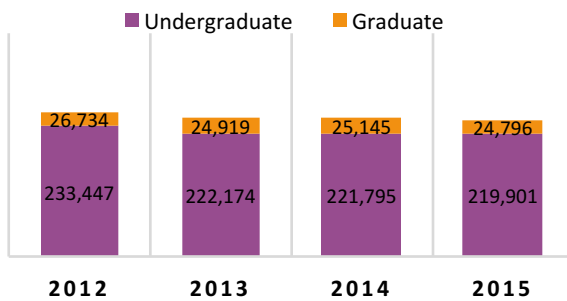
### SIZE



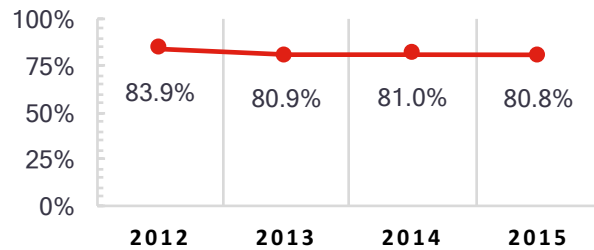
### TYPE



## On-Campus Students

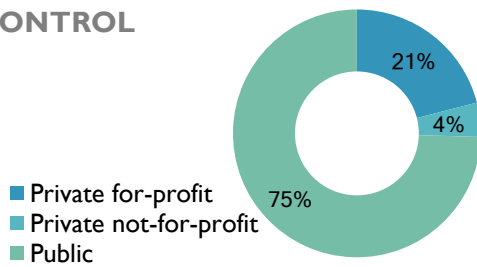


### PERCENT ON CAMPUS

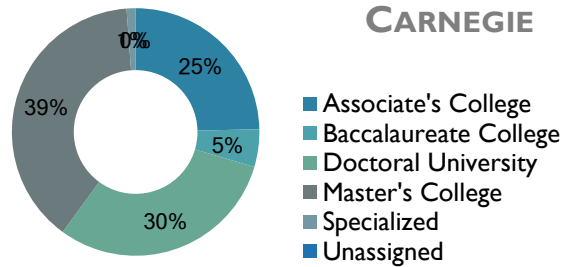


# Distribution of Distance Student Enrollment

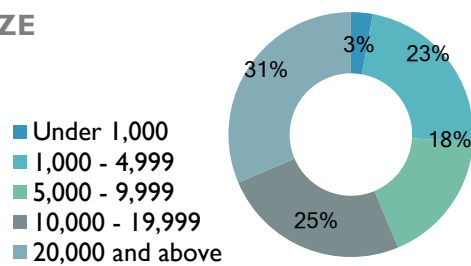
## CONTROL



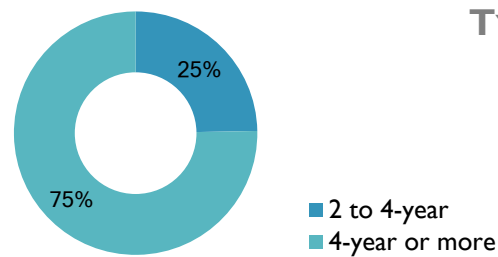
## CARNEGIE



## SIZE

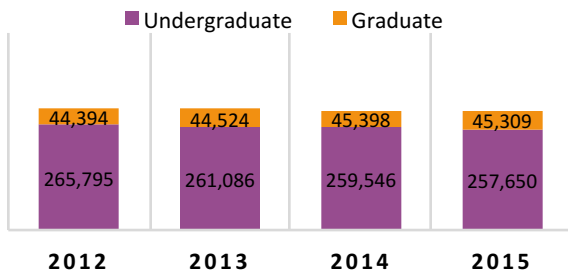


## TYPE

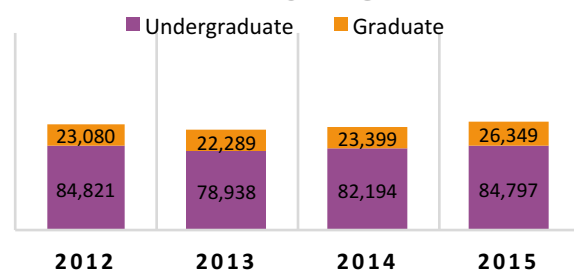


# Enrollment Trends

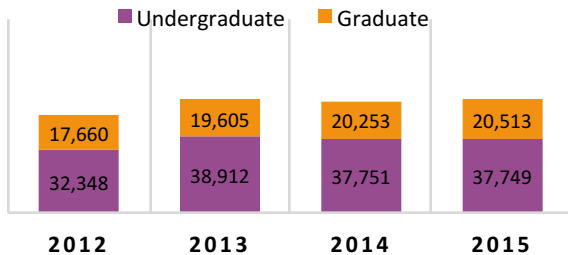
## TOTAL STUDENTS



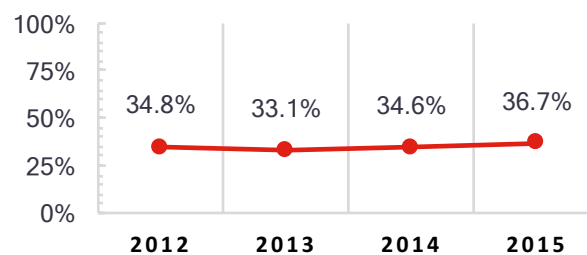
## ANY DISTANCE



## EXCLUSIVELY DISTANCE

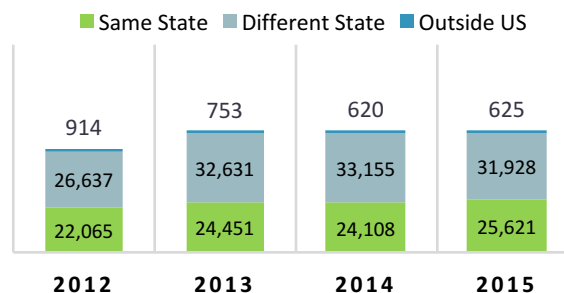
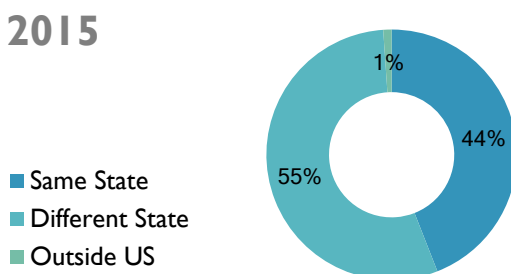


## PERCENT DISTANCE



# Exclusively Distance Student Locations

## 2015



## Overall Enrollment in Alabama

### Top 10 Institutions by Total Numbers of Students - 2015

Rank	Institution	Total	Undergrad	Graduate	Control
1	The University of Alabama	37,098	31,958	5,140	Public
2	Auburn University	27,287	21,786	5,501	Public
3	Columbia Southern University	20,823	15,152	5,671	Private for-profit
4	University of Alabama at Birmingham	18,333	11,511	6,822	Public
5	Troy University	17,765	14,190	3,575	Public
6	University of South Alabama	16,211	11,524	4,687	Public
7	John C Calhoun State Community College	9,985	9,985	0	Public
8	Jefferson State Community College	8,821	8,821	0	Public
9	Jacksonville State University	8,314	7,383	931	Public
10	University of Alabama in Huntsville	7,866	6,013	1,853	Public

### Top 10 Institutions by Enrollment Growth 2012-2015

Rank	Institution	2012	2015	Change	Control
1	The University of Alabama	33,503	37,098	3,595	Public
2	Auburn University	25,134	27,287	2,153	Public
3	University of South Alabama	14,636	16,211	1,575	Public
4	Columbia Southern University	19,933	20,823	890	Private for-profit
5	Alabama A & M University	4,853	5,628	775	Public
6	Samford University	4,758	5,206	448	Private not-for-profit
7	University of Alabama at Birmingham	17,999	18,333	334	Public
8	University of Alabama in Huntsville	7,636	7,866	230	Public
9	George C Wallace State Community College-Dothan	4,581	4,769	188	Public
10	Miles College	1,691	1,873	182	Private not-for-profit

## Distance Enrollment in Alabama

### Top 10 Institutions by Distance Enrollment - 2015

Rank	Institution	Total	Undergrad	Graduate	Control
1	Columbia Southern University	20,823	15,152	5,671	Private for-profit
2	University of Alabama at Birmingham	12,371	7,040	5,331	Public
3	The University of Alabama	9,658	7,860	1,798	Public
4	Troy University	8,824	6,766	2,058	Public
5	University of South Alabama	6,449	3,166	3,283	Public
6	Auburn University	4,440	3,084	1,356	Public
7	John C Calhoun State Community College	4,206	4,206	0	Public
8	University of North Alabama	3,079	2,374	705	Public
9	Jefferson State Community College	3,007	3,007	0	Public
10	Athens State University	2,695	2,695	0	Public

### Top 10 Institutions by Distance Enrollment Growth 2012-2015

Rank	Institution	2012	2015	Change	Control
1	University of Alabama at Birmingham	6,843	12,371	5,528	Public
2	Auburn University	1,911	4,440	2,529	Public
3	George C Wallace State Community College-Hancevi	52	2,259	2,207	Public
4	The University of Alabama	7,537	9,658	2,121	Public
5	John C Calhoun State Community College	2,569	4,206	1,637	Public
6	University of South Alabama	4,852	6,449	1,597	Public
7	Samford University	274	1,230	956	Private not-for-profit
8	Faulkner University	645	1,536	891	Private not-for-profit
9	Columbia Southern University	19,933	20,823	890	Private for-profit
10	James H Faulkner State Community College	1,287	1,933	646	Public